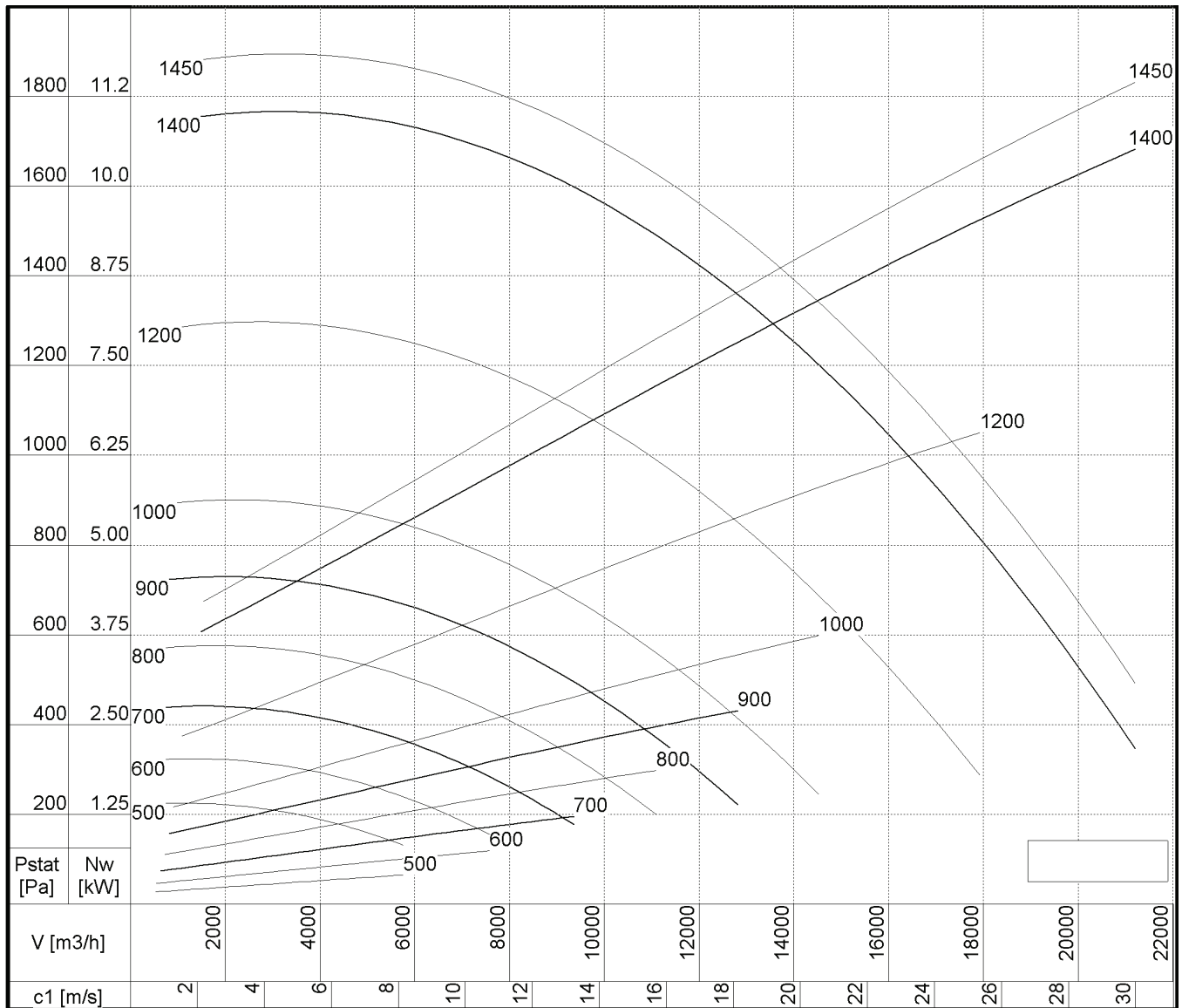


Sound power level L_{wA} dB(A) **Sound pressure $L_{pA} = L_{wA} - 7$ dB(A)** **Dist. 1 m**
 ISO 5136.2

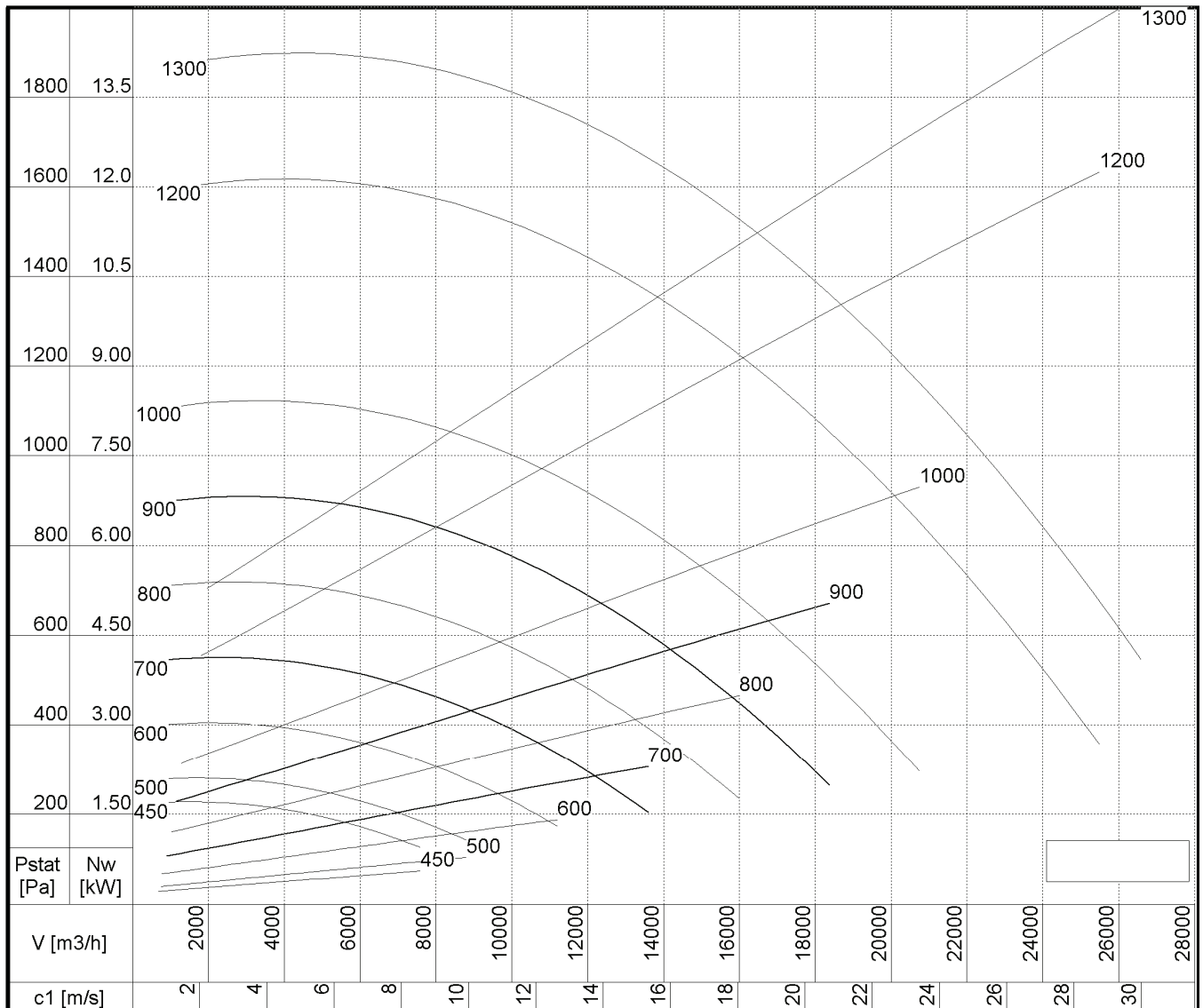
n	L_{wA} dB(A)	Hz							
		63	125	250	500	1000	2000	4000	8000
min -1									
600	65	40	50	59	59	59	55	50	40
700	68	43	53	62	62	62	58	53	43
800	71	46	56	65	65	65	61	56	46
900	74	49	59	68	68	68	64	59	49
1000	76	51	61	70	70	70	66	61	51
1200	80	55	65	74	74	74	70	65	55
1400	83	58	68	77	77	77	73	68	58
1600	85	60	70	79	79	79	75	70	60
1650	86	61	71	80	80	80	76	71	61



Sound power level L_{wA} dB(A) **Sound pressure $L_{pA} = L_{wA} - 7$ dB(A)** **Dist. 1 m**
 ISO 5136.2

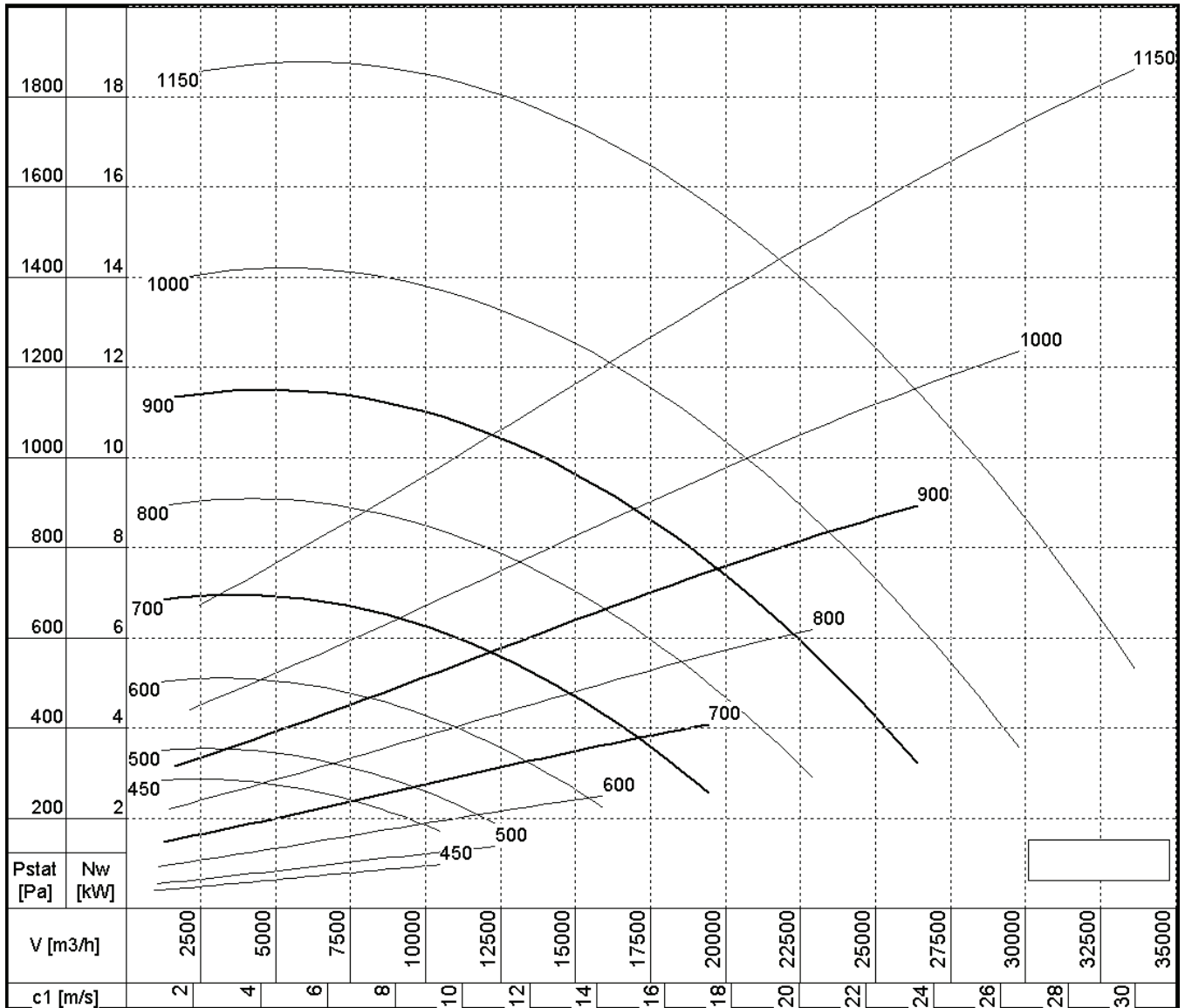
n	L_{wA} dB(A)	Hz							
		63	125	250	500	1000	2000	4000	8000
min -1									
500	65	44	52	59	59	59	54	49	40
600	69	48	56	63	63	63	58	53	44
700	72	51	59	66	66	66	61	56	47
800	75	54	62	69	69	69	64	59	50
900	78	57	65	72	72	72	67	62	53
1000	80	59	67	74	74	74	69	64	55
1200	84	63	71	78	78	78	73	68	59
1400	87	66	74	81	81	81	76	71	62
1450	87	66	74	81	81	81	76	71	62





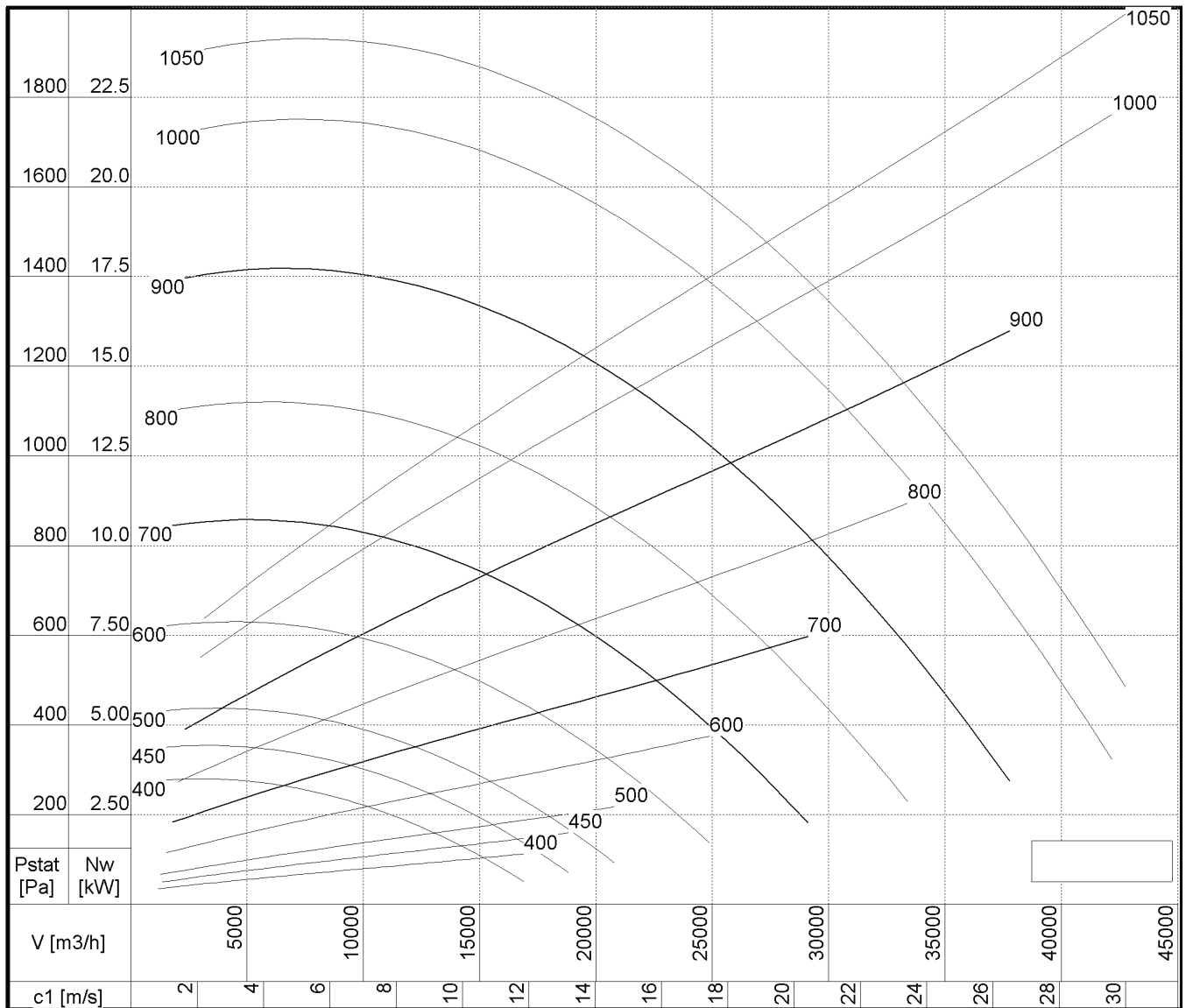
Sound power level L_{wA} dB(A) **Sound pressure $L_{pA} = L_{wA} - 7$ dB(A)** **Dist. 1 m**
 ISO 5136.2

n	L_{wA} dB(A)	Hz							
		63	125	250	500	1000	2000	4000	8000
min -1									
450	67	47	56	62	62	61	55	51	41
500	69	49	58	64	64	63	57	53	43
600	73	53	62	68	68	67	61	57	47
700	76	56	65	71	71	70	64	60	50
800	79	59	68	74	74	73	67	63	53
900	82	62	71	77	77	76	70	66	56
1000	84	64	73	79	79	78	72	68	58
1200	88	68	77	83	83	82	76	72	62
1300	90	70	79	85	85	84	78	74	64



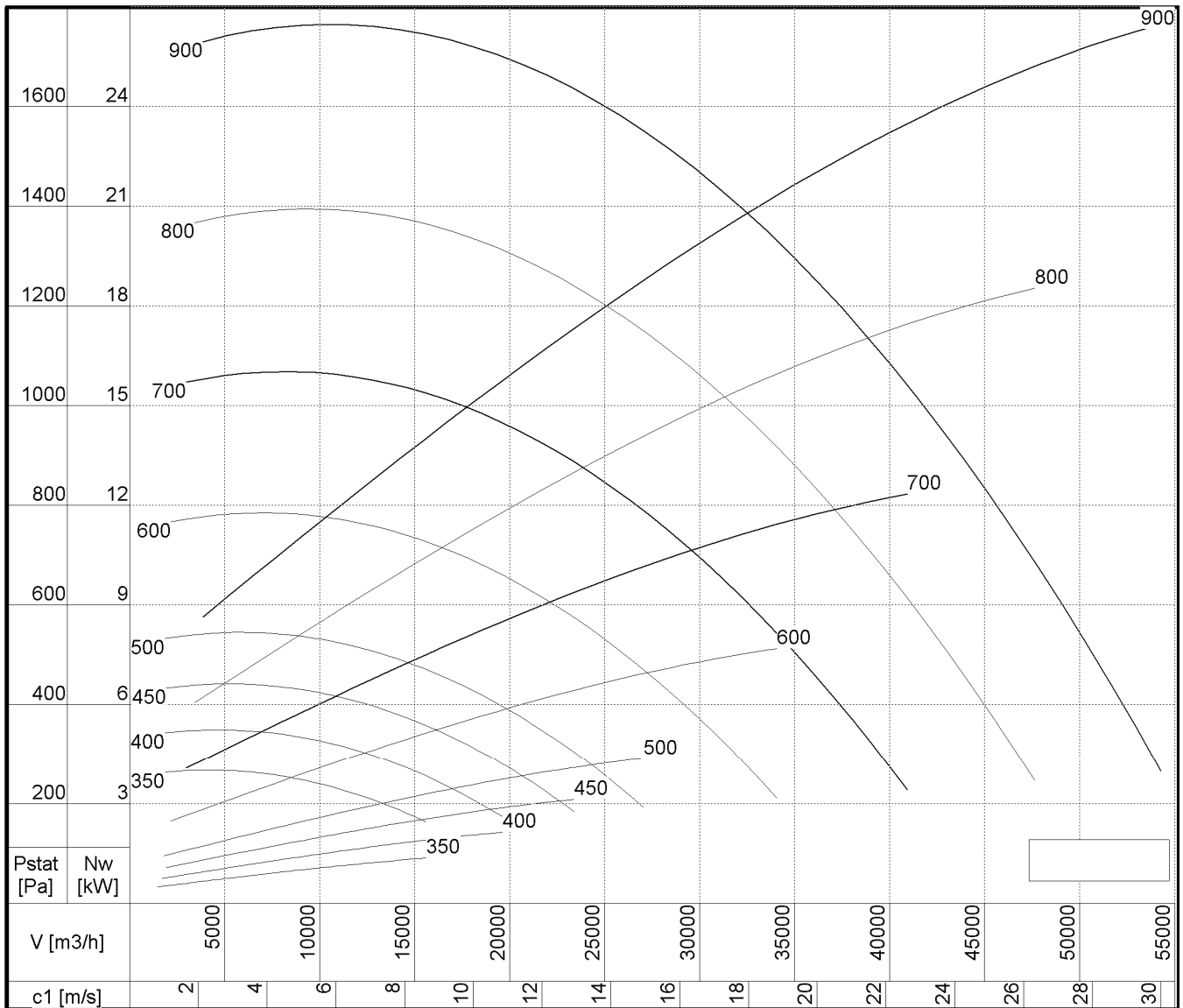
Sound power level L_{wA} dB(A) **Sound pressure $L_{pA} = L_{wA} - 7$ dB(A)** **Dist. 1 m**
 ISO 5136.2

n	L_{wA} dB(A)	Hz							
		63	125	250	500	1000	2000	4000	8000
min -1									
450	72	54	62	66	67	65	58	54	45
500	74	56	64	68	69	67	60	56	47
600	78	60	68	72	73	71	64	60	51
700	81	63	71	75	76	74	67	63	54
800	84	66	74	78	79	77	70	66	57
900	87	69	77	81	82	80	73	69	60
1000	89	71	79	83	84	82	75	71	62
1150	92	74	82	86	87	85	78	74	65



Sound power level L_{wA} dB(A) **Sound pressure $L_{pA} = L_{wA} - 7$ dB(A)** **Dist. 1 m**
 ISO 5136.2

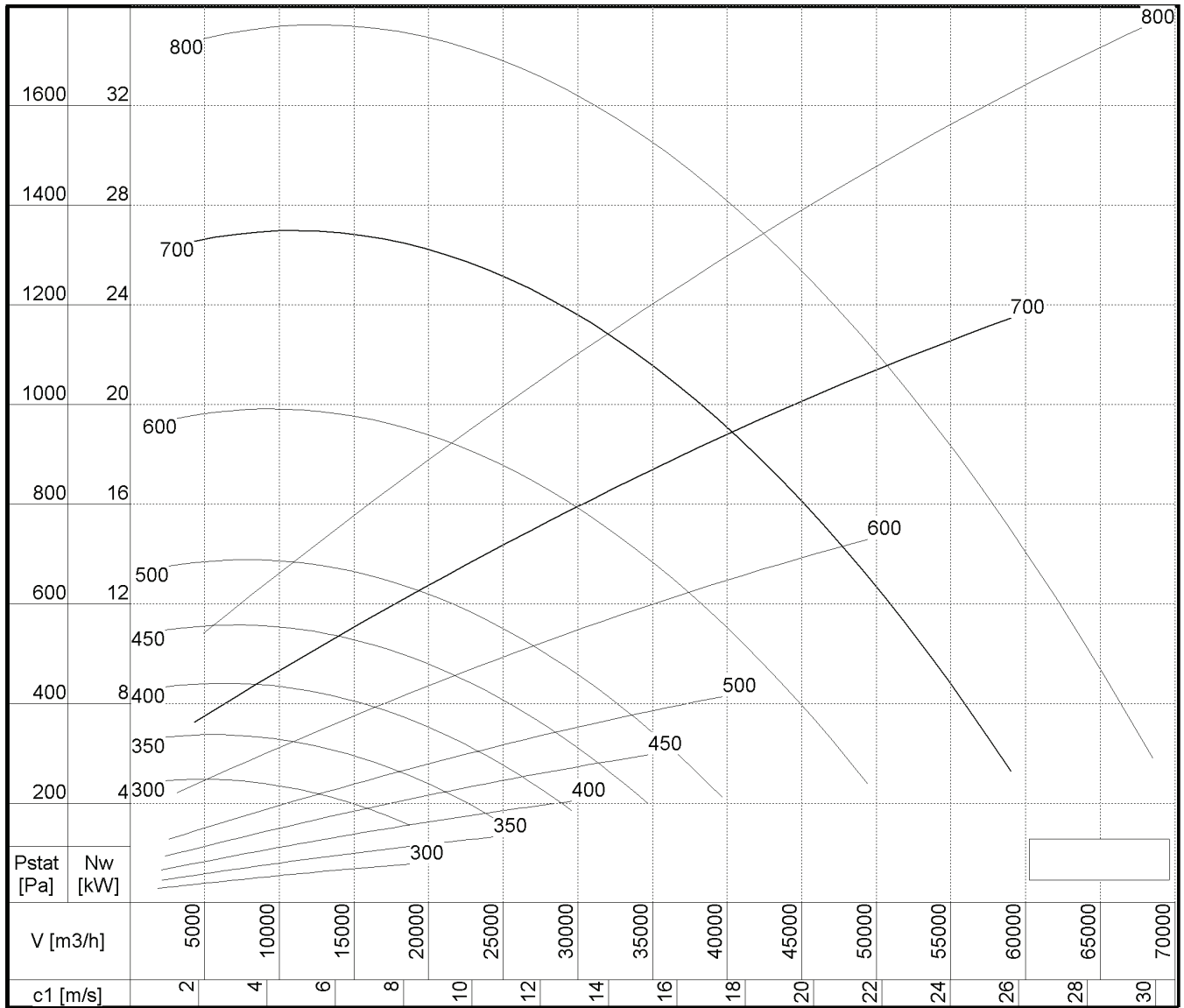
n	L_{wA} dB(A)	Hz							
		63	125	250	500	1000	2000	4000	8000
min -1									
400	71	54	52	66	67	65	58	54	45
450	74	57	55	69	70	68	61	57	48
500	76	59	57	71	72	70	63	59	50
600	80	63	61	75	76	74	67	63	54
700	83	66	64	78	79	77	70	66	57
800	86	69	67	81	82	80	73	69	60
900	89	72	70	84	85	83	76	72	63
1000	91	74	72	86	87	85	78	74	65
1050	92	75	73	87	88	86	79	75	66



Sound power level L_{wA} dB(A) **Sound pressure $L_{pA} = L_{wA} - 7$ dB(A)** **Dist. 1 m**
 ISO 5136.2

n	L_{wA} dB(A)	Hz							
		63	125	250	500	1000	2000	4000	8000
min -1									
350	71	53	61	65	66	64	57	53	44
400	74	56	64	68	69	67	60	56	47
450	77	59	67	71	72	70	63	59	50
500	79	61	69	73	74	72	65	61	52
600	83	65	73	77	78	76	69	65	56
700	86	68	76	80	81	79	72	68	59
800	89	71	79	83	84	82	75	71	62
900	92	74	82	86	87	85	78	74	65

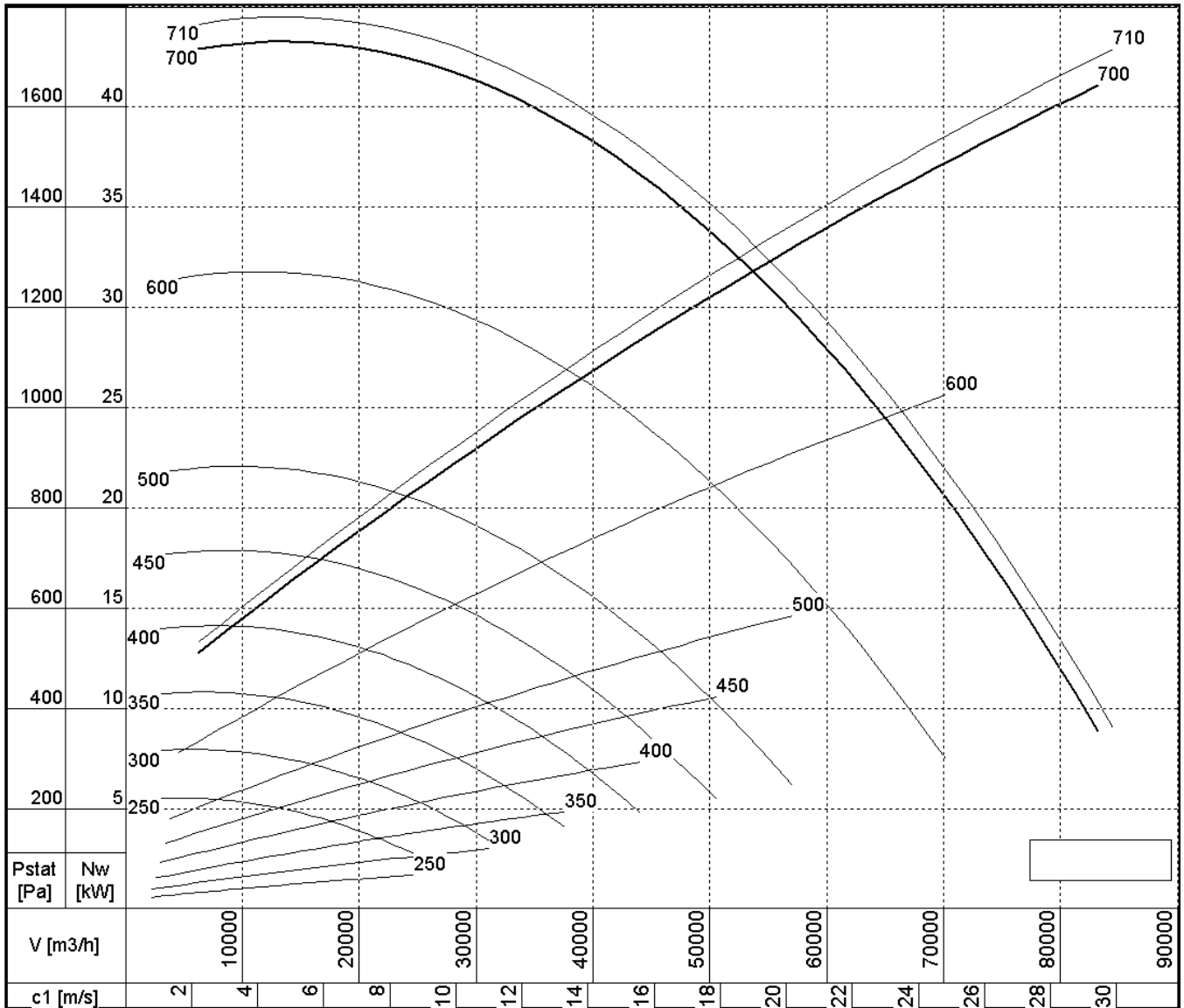




Sound power level L_{wA} dB(A) **Sound pressure $L_{pA} = L_{wA} - 7$ dB(A)** **Dist. 1 m**
 ISO 5136.2

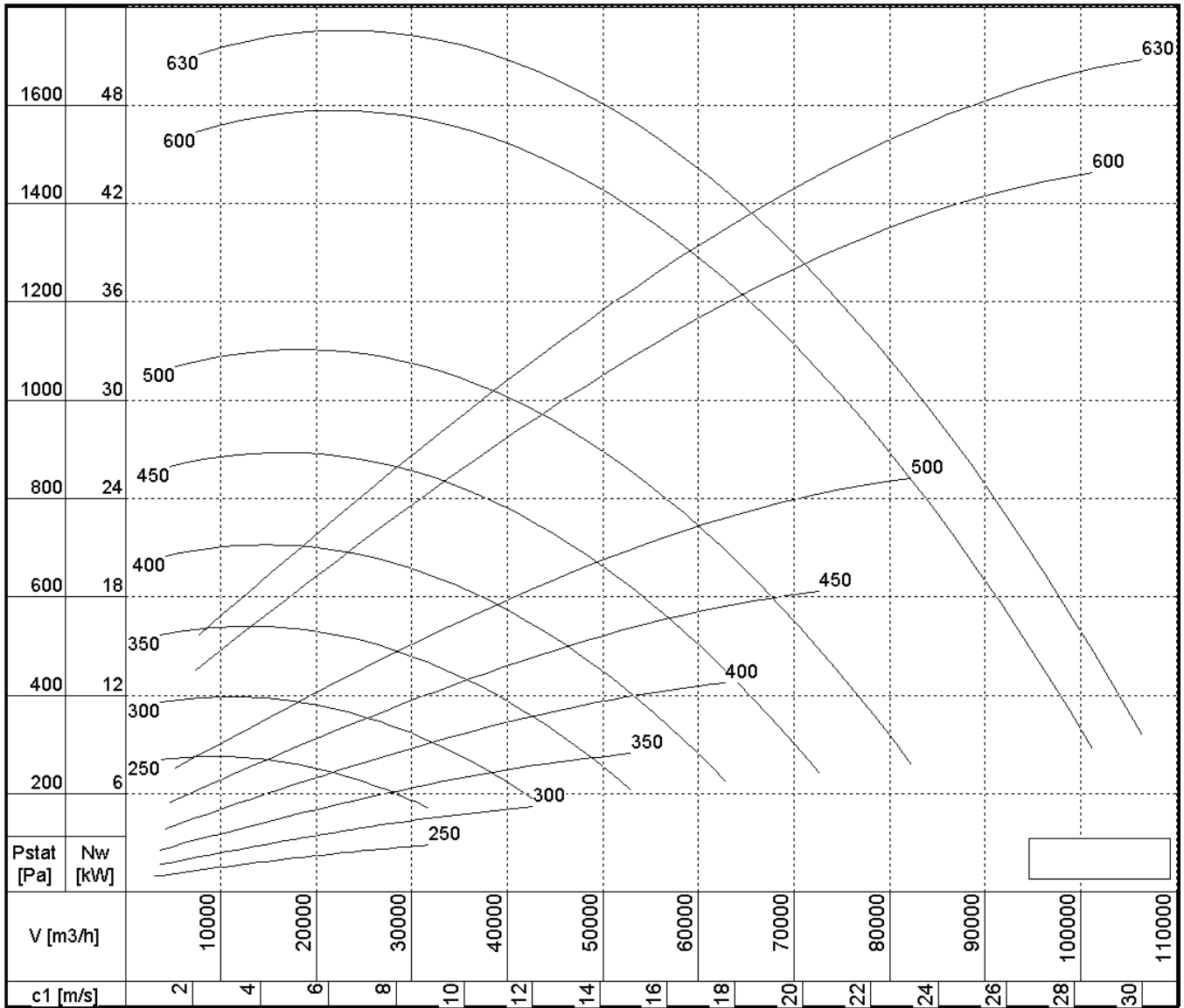
n	L_{wA} dB(A)	Hz							
		63	125	250	500	1000	2000	4000	8000
min -1									
300	72	54	62	66	67	65	58	54	45
350	75	57	65	69	70	68	61	57	48
400	78	60	68	72	73	71	64	60	51
450	81	63	71	75	76	74	67	63	54
500	83	65	73	77	78	76	69	65	56
600	87	69	77	81	82	80	73	69	60
700	90	72	80	84	85	83	76	72	63
800	93	75	83	87	88	86	79	75	66





Sound power level L_{wA} dB(A) **Sound pressure $L_{pA} = L_{wA} - 7$ dB(A)** **Dist. 1 m**
 ISO 5136.2

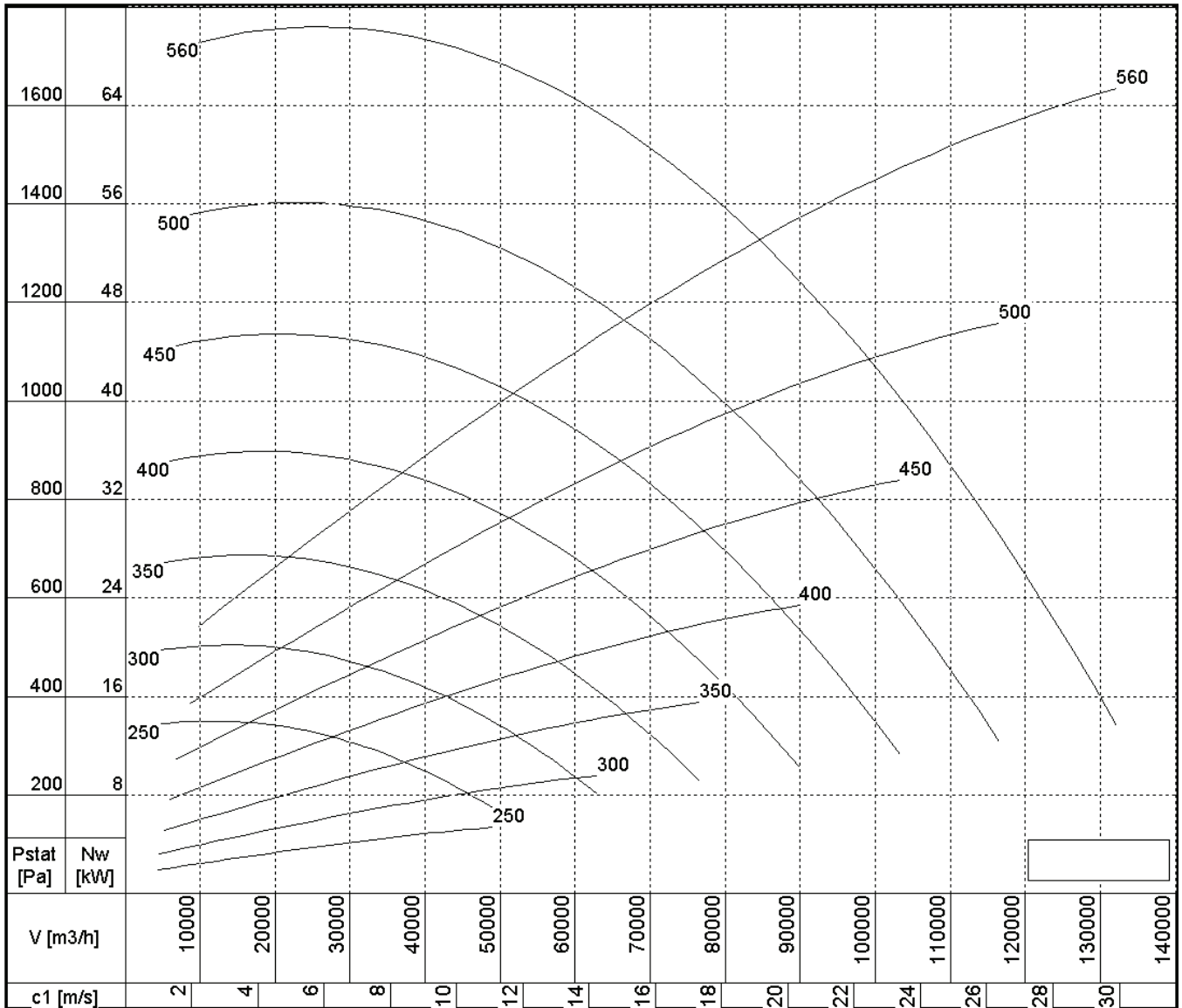
n	L_{wA} dB(A)	Hz							
		63	125	250	500	1000	2000	4000	8000
min -1									
250	72	54	62	66	67	65	58	54	45
300	76	58	66	70	71	69	62	58	49
350	79	61	69	73	74	72	65	61	52
400	82	64	72	76	77	75	68	64	55
450	85	67	75	79	80	78	71	67	58
500	87	69	77	81	82	80	73	69	60
600	91	73	81	85	86	84	77	73	64
700	94	76	84	88	89	87	80	76	67
710	95	77	85	89	90	88	81	77	68



Sound power level L_{wA} dB(A) Sound pressure $L_{pA} = L_{wA} - 7$ dB(A) Dist. 1 m

ISO 5136.2

n	L_{wA}	Hz							
		63	125	250	500	1000	2000	4000	8000
min -1	dB(A)								
250	76	58	66	70	71	69	62	58	49
300	80	62	70	74	75	73	66	62	53
350	83	65	73	77	78	76	69	65	56
400	86	68	76	80	81	79	72	68	59
450	89	71	79	83	84	82	75	71	62
500	91	73	81	85	86	84	77	73	64
600	95	77	85	89	90	88	81	77	68
630	96	78	86	90	91	89	82	78	69



Sound power level L_{wA} dB(A) Sound pressure $L_{pA} = L_{wA} - 7$ dB(A) Dist. 1 m

ISO 5136.2

n	L_{wA} dB(A)	Hz							
		63	125	250	500	1000	2000	4000	8000
min -1									
250	79	61	69	73	74	72	65	61	52
300	83	65	73	77	78	76	69	65	56
350	86	68	76	80	81	79	72	68	59
400	89	71	79	83	84	82	75	71	62
450	92	74	82	86	87	85	78	74	65
500	94	76	84	88	89	87	80	76	67
560	97	79	87	91	92	90	83	79	70