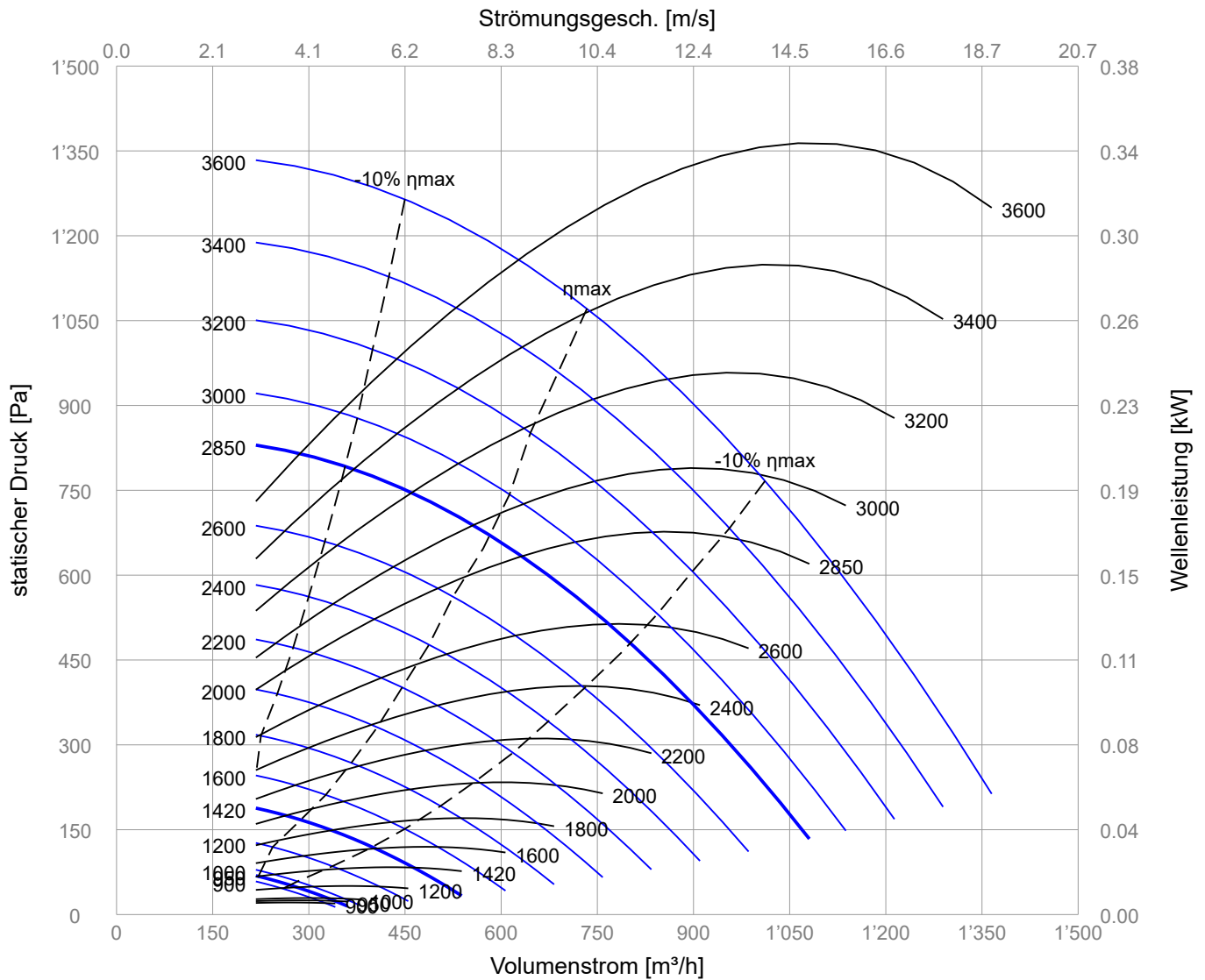


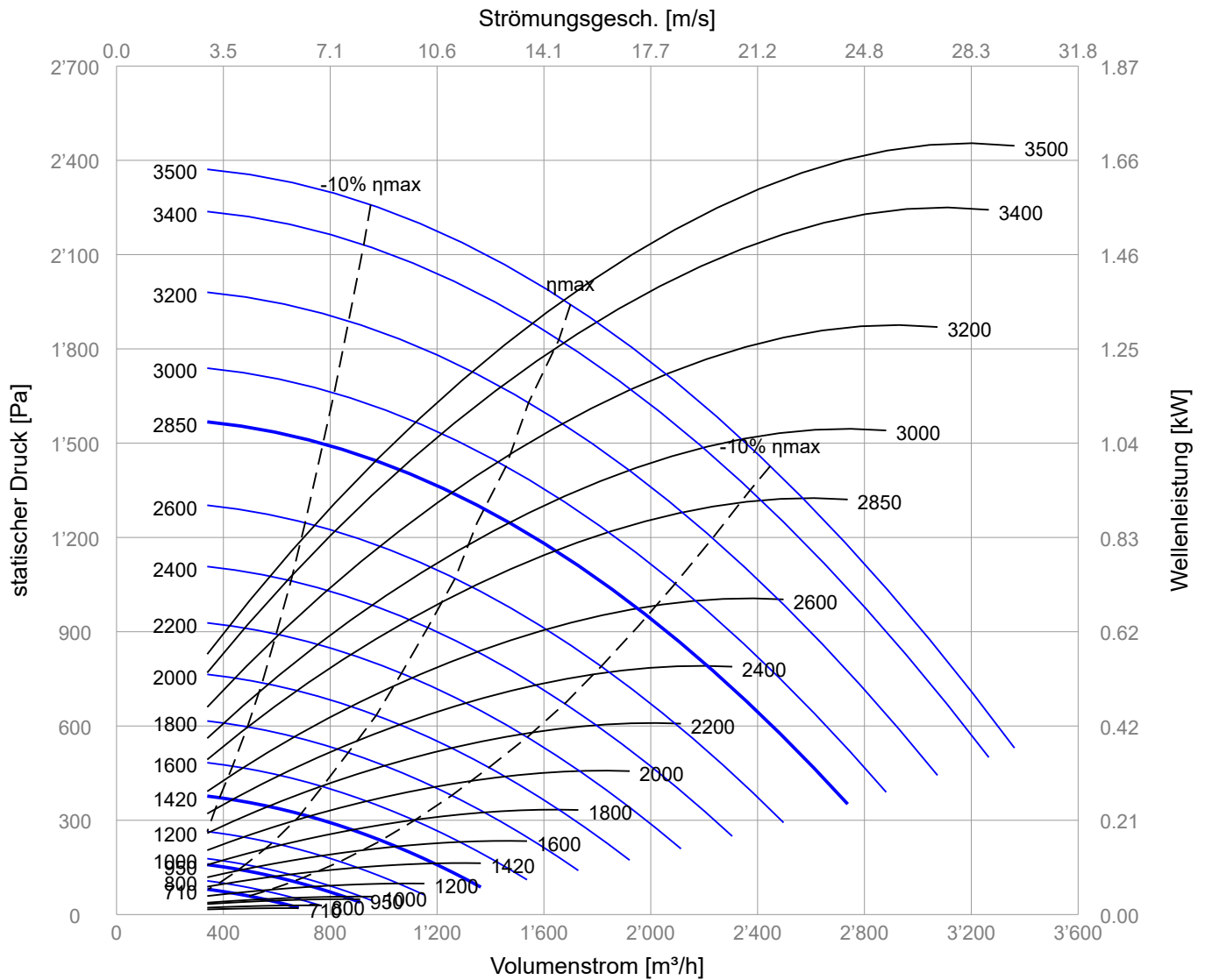
Schalleistungspegel LwA dB(A)		Schalldruckpegel LpA = LwA - 7 dB(A)								Dist. 1 m
ISO 5136.2										
n	LwA	Hz								
min ⁻¹	dB(A)	63	125	250	500	1000	2000	4000	8000	
3600	68	29	38	49	57	61	62	64	49	
2850	62	23	32	43	51	55	56	58	43	
1800	52	13	22	33	41	45	46	48	33	
1420	47	8	17	28	36	40	41	43	28	
950	39	0	9	20	28	32	33	35	20	
900	37	0	7	18	26	30	31	33	18	
710	32	0	2	13	21	25	26	28	13	





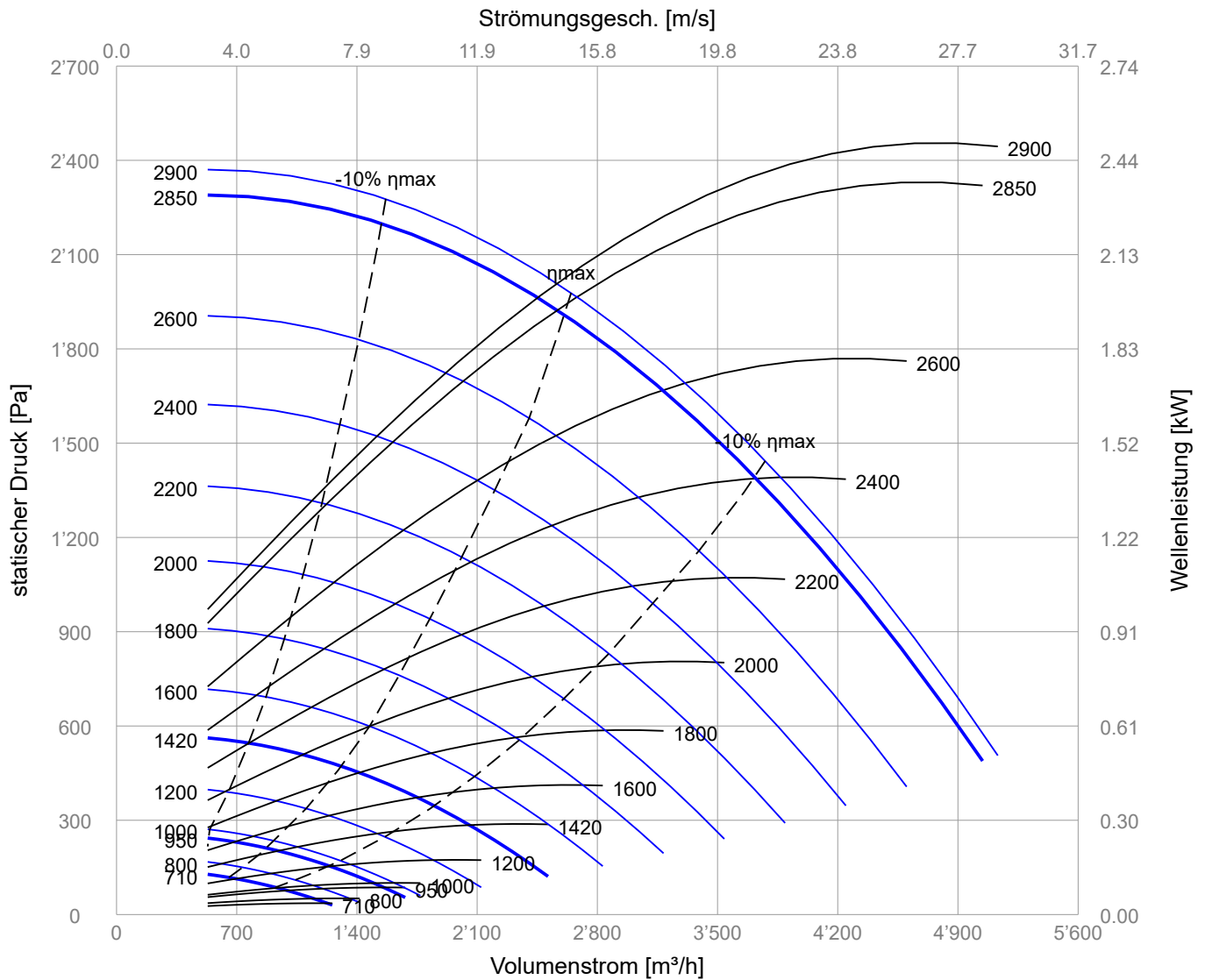
Schalleistungspegel LwA dB(A)		Schalldruckpegel LpA = LwA - 7 dB(A)								Dist. 1 m
ISO 5136.2										
n	LwA	Hz								
min ⁻¹	dB(A)	63	125	250	500	1000	2000	4000	8000	
3600	73	39	38	53	59	70	68	65	54	
2850	67	33	32	47	53	64	62	59	48	
1800	57	23	22	37	43	54	52	49	38	
1420	52	18	17	32	38	49	47	44	33	
950	44	10	9	24	30	41	39	36	25	
900	42	8	7	22	28	39	37	34	23	
710	37	3	2	17	23	34	32	29	18	





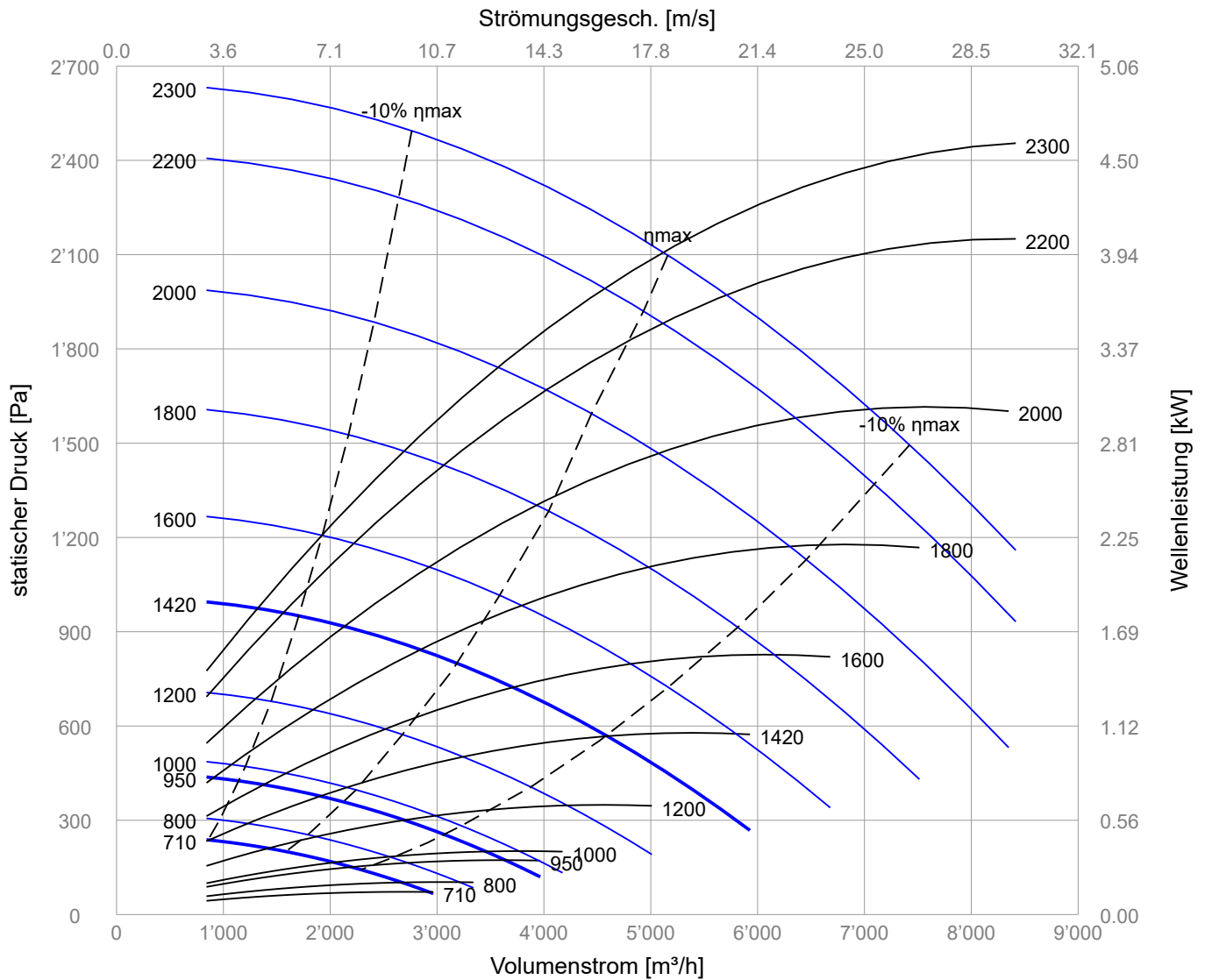
Schalleistungspegel LwA dB(A)		Schalldruckpegel LpA = LwA - 7 dB(A)								Dist. 1 m
ISO 5136.2										
n	LwA	Hz								
min ⁻¹	dB(A)	63	125	250	500	1000	2000	4000	8000	
3500	78	35	50	61	70	75	73	66	56	
2850	73	30	45	56	65	70	68	61	51	
1800	63	20	35	46	55	60	58	51	41	
1420	58	15	30	41	50	55	53	46	36	
950	50	7	22	33	42	47	45	38	28	
710	43	0	15	26	35	40	38	31	21	





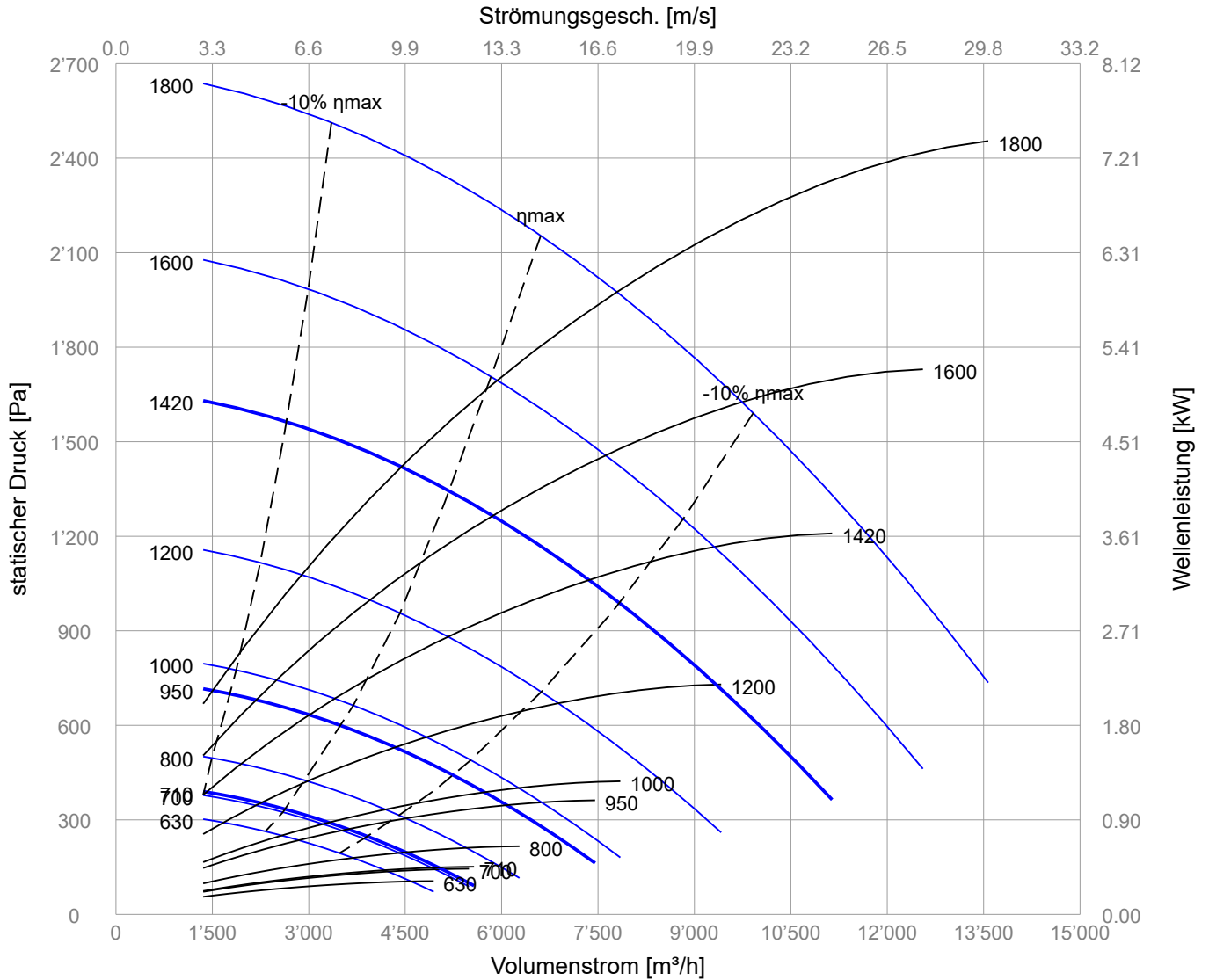
Schalleistungspegel LwA dB(A)		Schalldruckpegel LpA = LwA - 7 dB(A)								Dist. 1 m
ISO 5136.2										
n	LwA	Hz								
min ⁻¹	dB(A)	63	125	250	500	1000	2000	4000	8000	
2900	86	49	61	68	76	83	80	70	58	
2850	85	48	60	67	75	82	79	69	57	
1420	70	33	45	52	60	67	64	54	42	
950	62	25	37	44	52	59	56	46	34	
710	55	18	30	37	45	52	49	39	27	





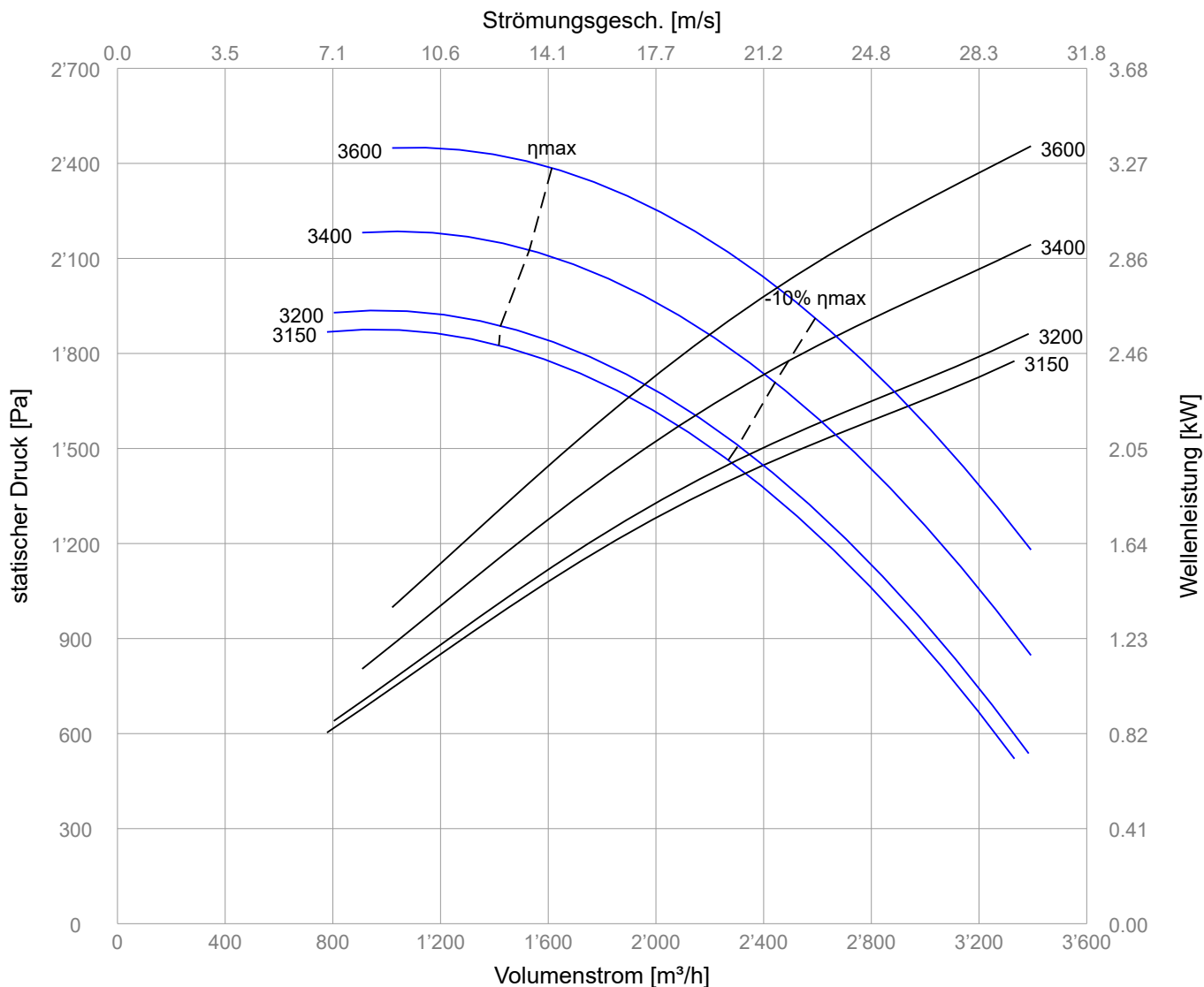
Schalleistungspegel LwA dB(A)		Schalldruckpegel LpA = LwA - 7 dB(A)								Dist. 1 m
ISO 5136.2										
n	LwA	Hz								
min ⁻¹	dB(A)	63	125	250	500	1000	2000	4000	8000	
2850	85	63	66	74	77	84	73	67	63	
2300	81	59	62	70	73	80	69	63	59	
1420	70	48	51	59	62	69	58	52	48	
1200	67	45	48	56	59	66	55	49	45	
950	62	40	43	51	54	61	50	44	40	
710	55	33	36	44	47	54	43	37	33	





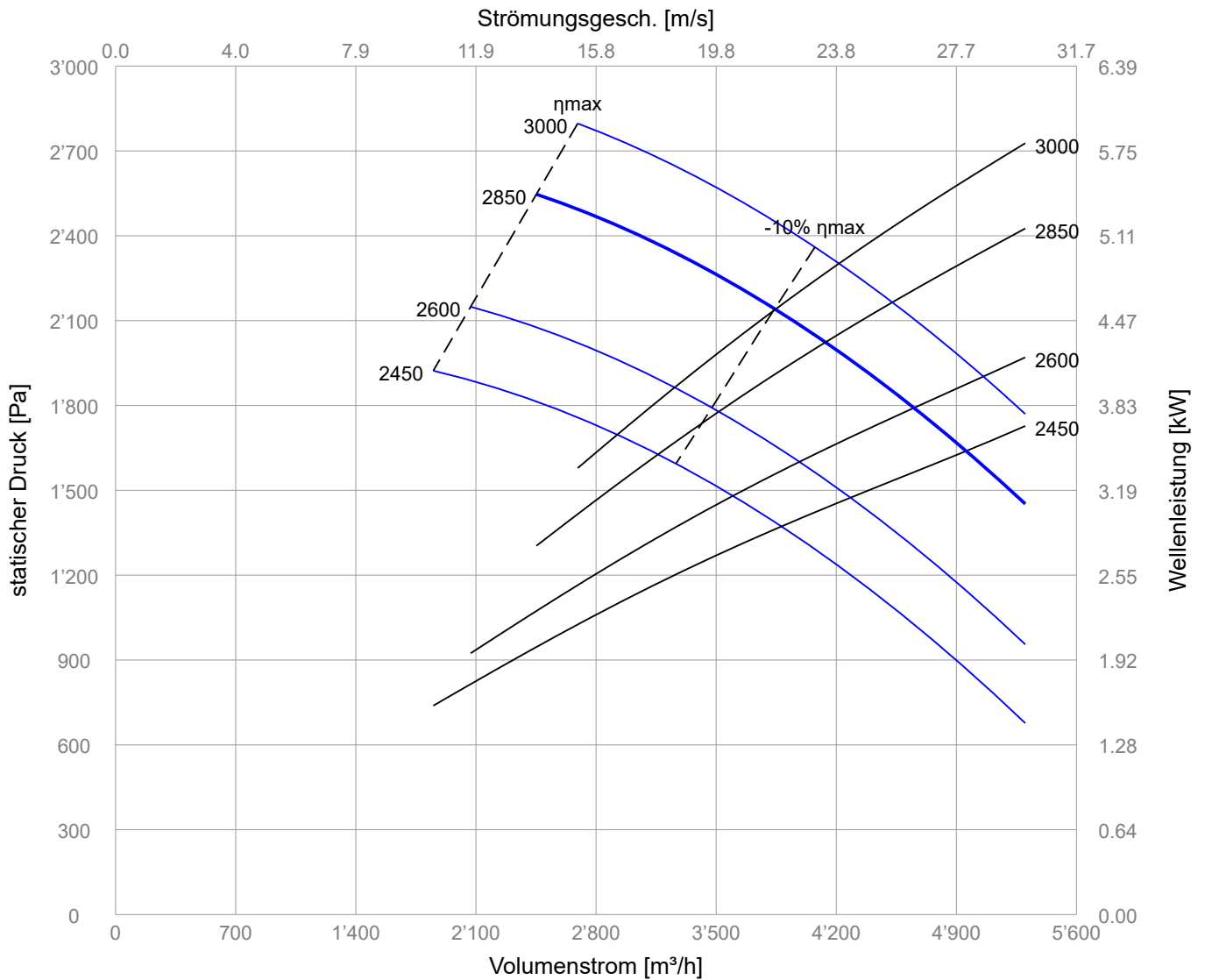
Schalleistungspegel LwA dB(A)		Schalldruckpegel LpA = LwA - 7 dB(A)								Dist. 1 m
ISO 5136.2										
n	LwA	Hz								
min ⁻¹	dB(A)	63	125	250	500	1000	2000	4000	8000	
2850	88	64	68	78	84	84	78	78	70	
1800	78	54	58	68	74	74	68	68	60	
1420	73	49	53	63	69	69	63	63	55	
950	65	41	45	55	61	61	55	55	47	
710	58	34	38	48	54	54	48	48	40	
630	56	32	36	46	52	52	46	46	38	





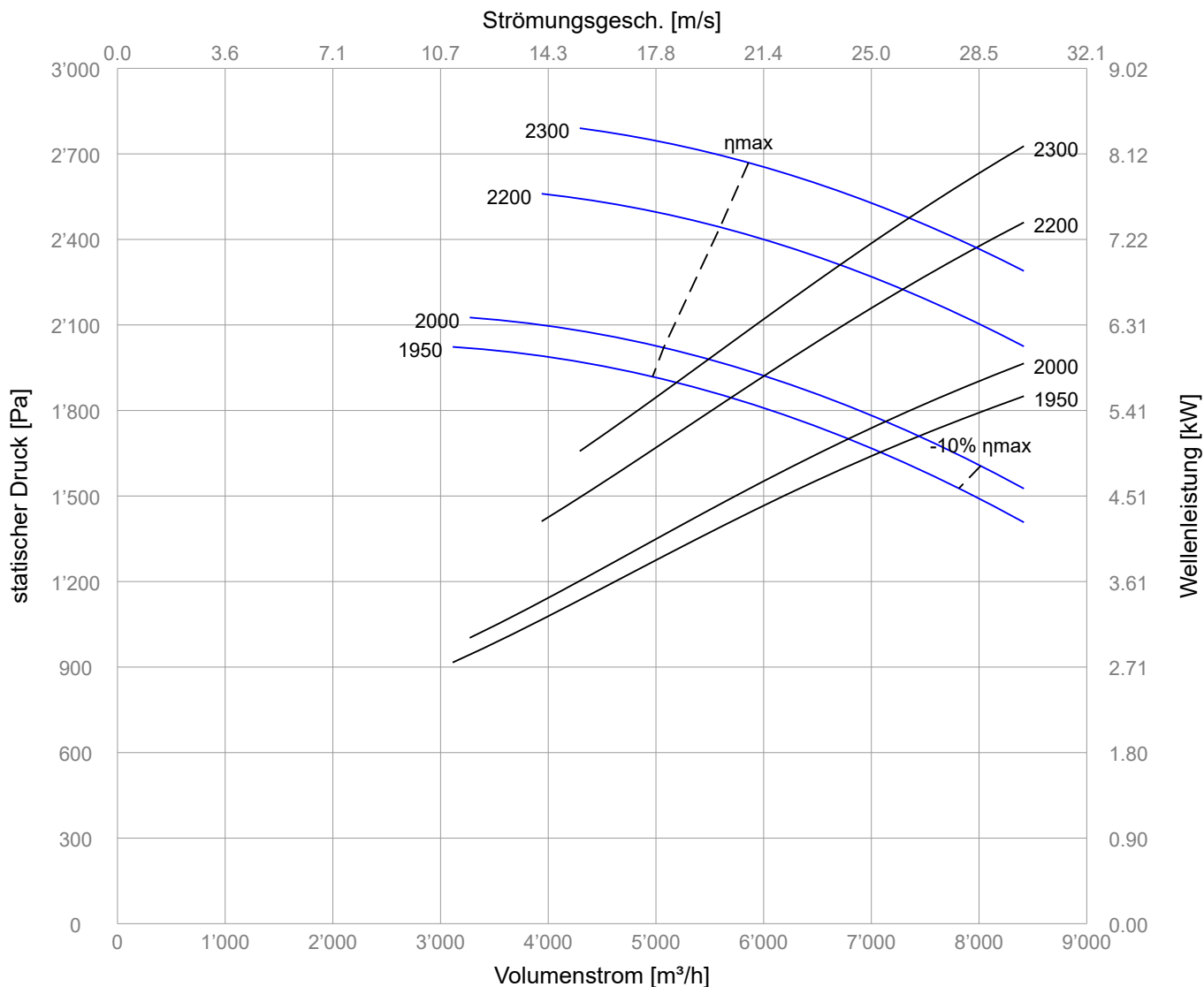
Schalleistungspegel LwA dB(A)		Schalldruckpegel LpA = LwA - 7 dB(A)								Dist. 1 m
ISO 5136.2										
n	LwA	Hz								
min ⁻¹	dB(A)	63	125	250	500	1000	2000	4000	8000	
3600	83	39	56	65	70	79	80	70	58	
3150	80	36	53	62	67	76	77	67	55	
2850	77	33	50	59	64	73	74	64	52	
1420	62	18	35	44	49	58	59	49	37	
950	54	10	27	36	41	50	51	41	29	
710	47	3	20	29	34	43	44	34	22	





Schalleistungspegel LwA dB(A)		Schalldruckpegel LpA = LwA - 7 dB(A)								Dist. 1 m
ISO 5136.2										
n	LwA	Hz								
min ⁻¹	dB(A)	63	125	250	500	1000	2000	4000	8000	
3000	86	50	65	73	76	82	81	73	61	
2850	84	48	63	71	74	80	79	71	59	
2450	81	45	60	68	71	77	76	68	56	
1420	69	33	48	56	59	65	64	56	44	
950	61	25	40	48	51	57	56	48	36	
710	54	18	33	41	44	50	49	41	29	





Schalleistungspegel LwA dB(A)		Schalldruckpegel LpA = LwA - 7 dB(A)								Dist. 1 m
ISO 5136.2										
n	LwA	Hz								
min ⁻¹	dB(A)	63	125	250	500	1000	2000	4000	8000	
2850	91	64	75	84	84	86	83	77	67	
2300	87	60	71	80	80	82	79	73	63	
1950	83	56	67	76	76	78	75	69	59	
1420	76	49	60	69	69	71	68	62	52	
950	68	41	52	61	61	63	60	54	44	
710	61	34	45	54	54	56	53	47	37	

