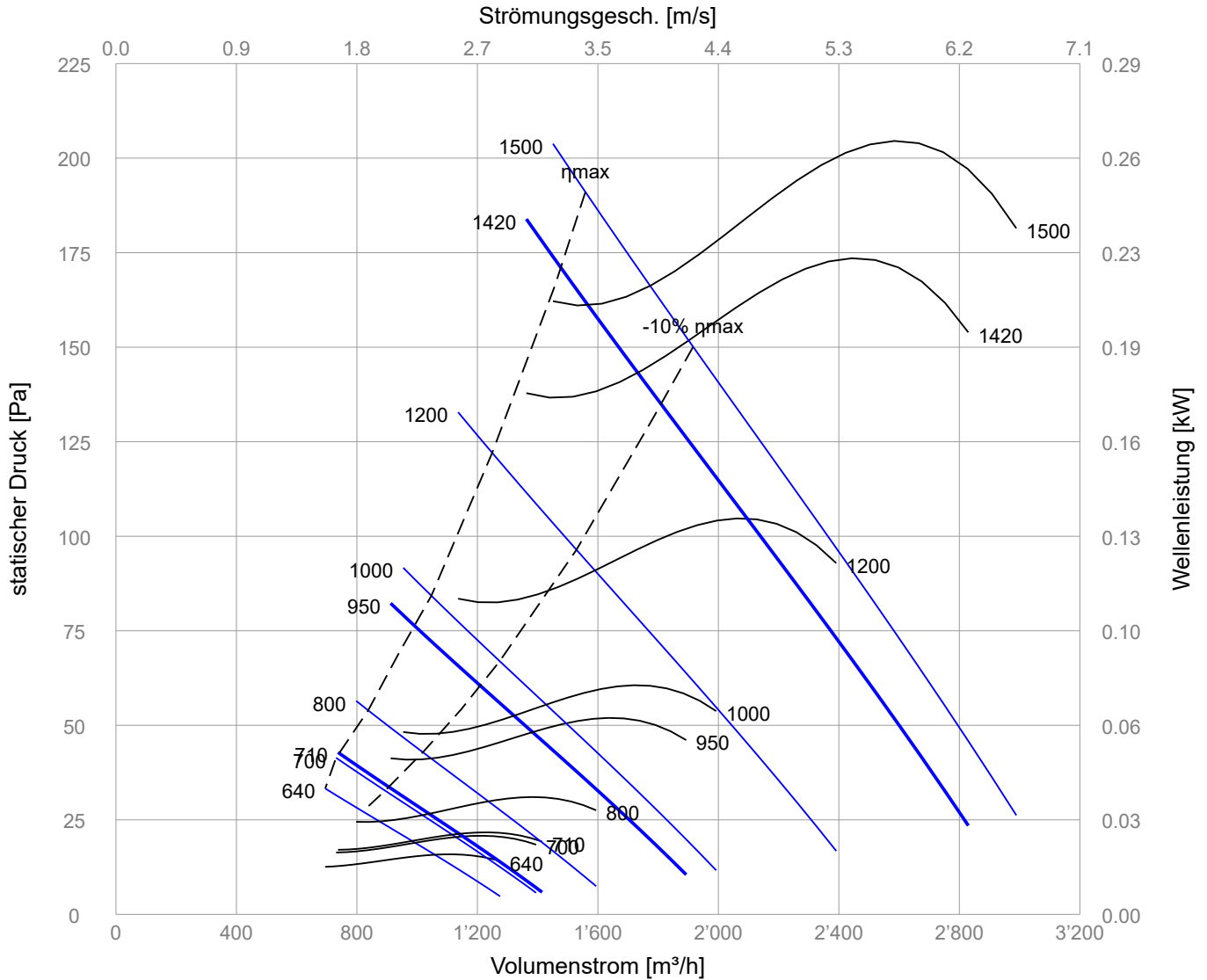


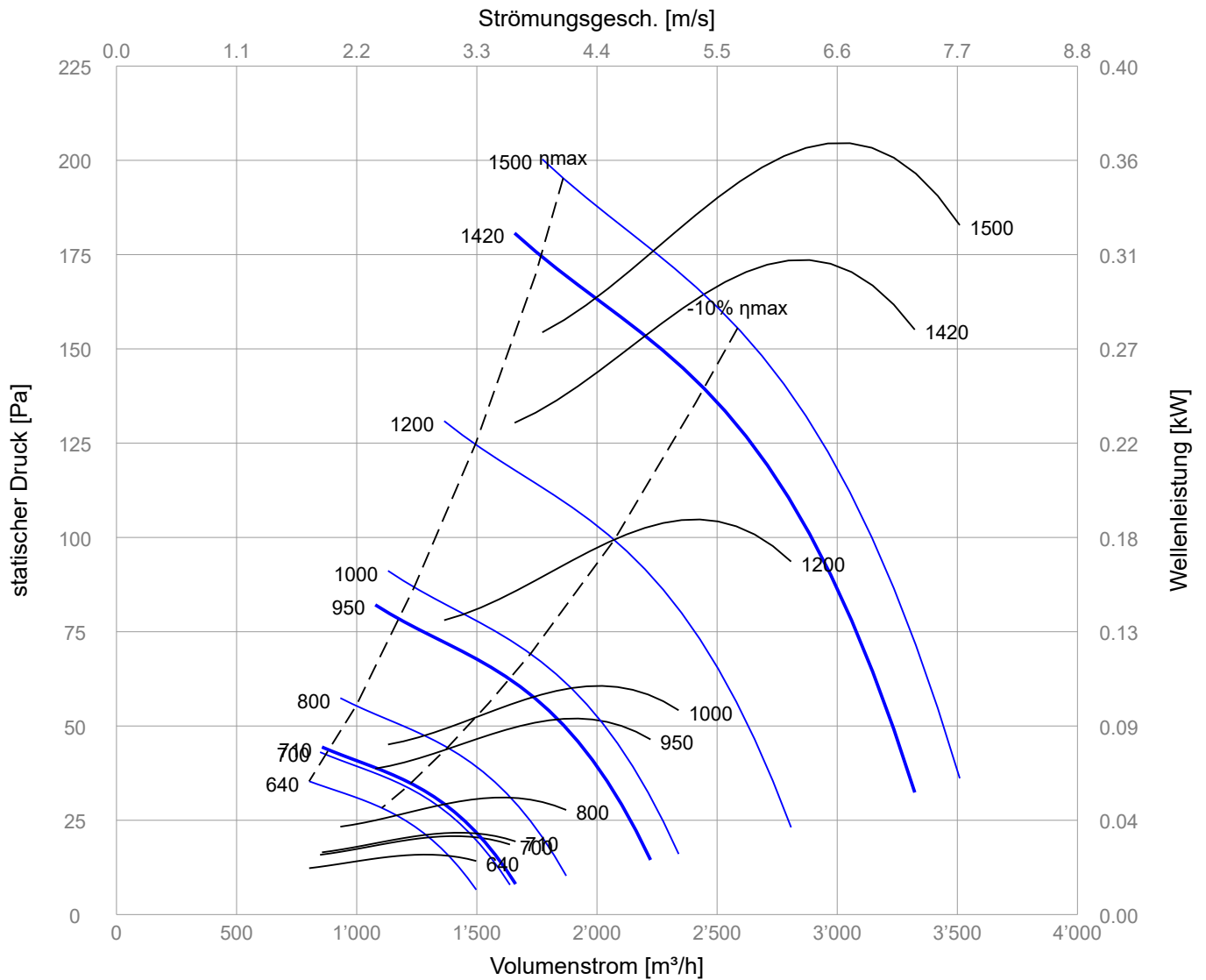
Schalleistungspegel LwA dB(A)		Schalldruckpegel LpA = LwA - 7 dB(A)								Dist. 1 m
ISO 5136.2										
n	LwA	Hz								
min ⁻¹	dB(A)	63	125	250	500	1000	2000	4000	8000	
2850	88	66	75	82	83	82	80	76	72	
1500	74	52	61	68	69	68	66	62	58	
1420	73	51	60	67	68	67	65	61	57	
950	65	43	52	59	60	59	57	53	49	
710	58	36	45	52	53	52	50	46	42	
640	56	34	43	50	51	50	48	44	40	





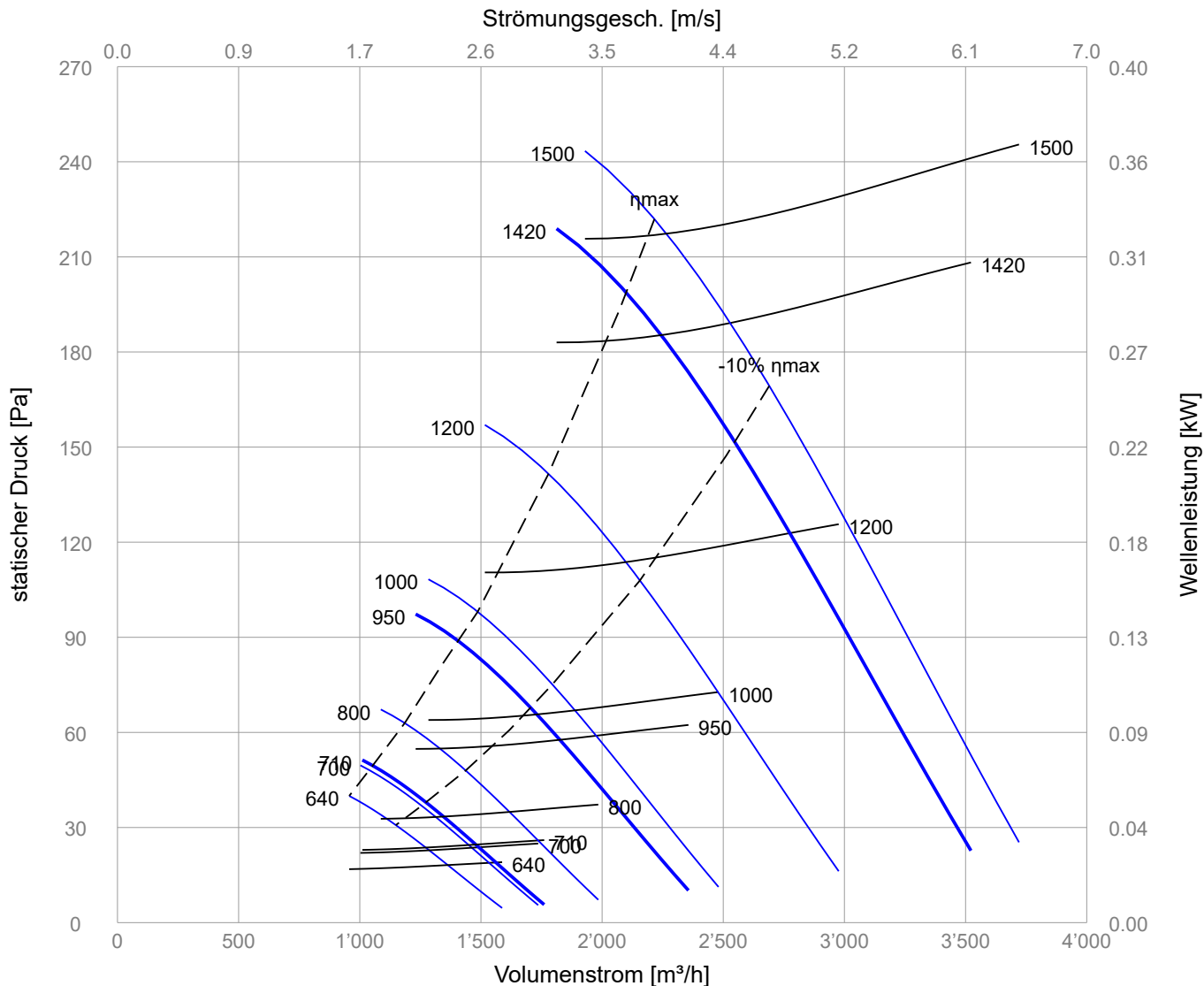
Schalleistungspegel LwA dB(A)		Schalldruckpegel LpA = LwA - 7 dB(A)								Dist. 1 m
ISO 5136.2										
n	LwA	Hz								
min ⁻¹	dB(A)	63	125	250	500	1000	2000	4000	8000	
2850	90	67	76	83	85	83	81	77	73	
1500	76	53	62	69	71	69	67	63	59	
1420	75	52	61	68	70	68	66	62	58	
950	67	44	53	60	62	60	58	54	50	
710	60	37	46	53	55	53	51	47	43	
640	58	35	44	51	53	51	49	45	41	





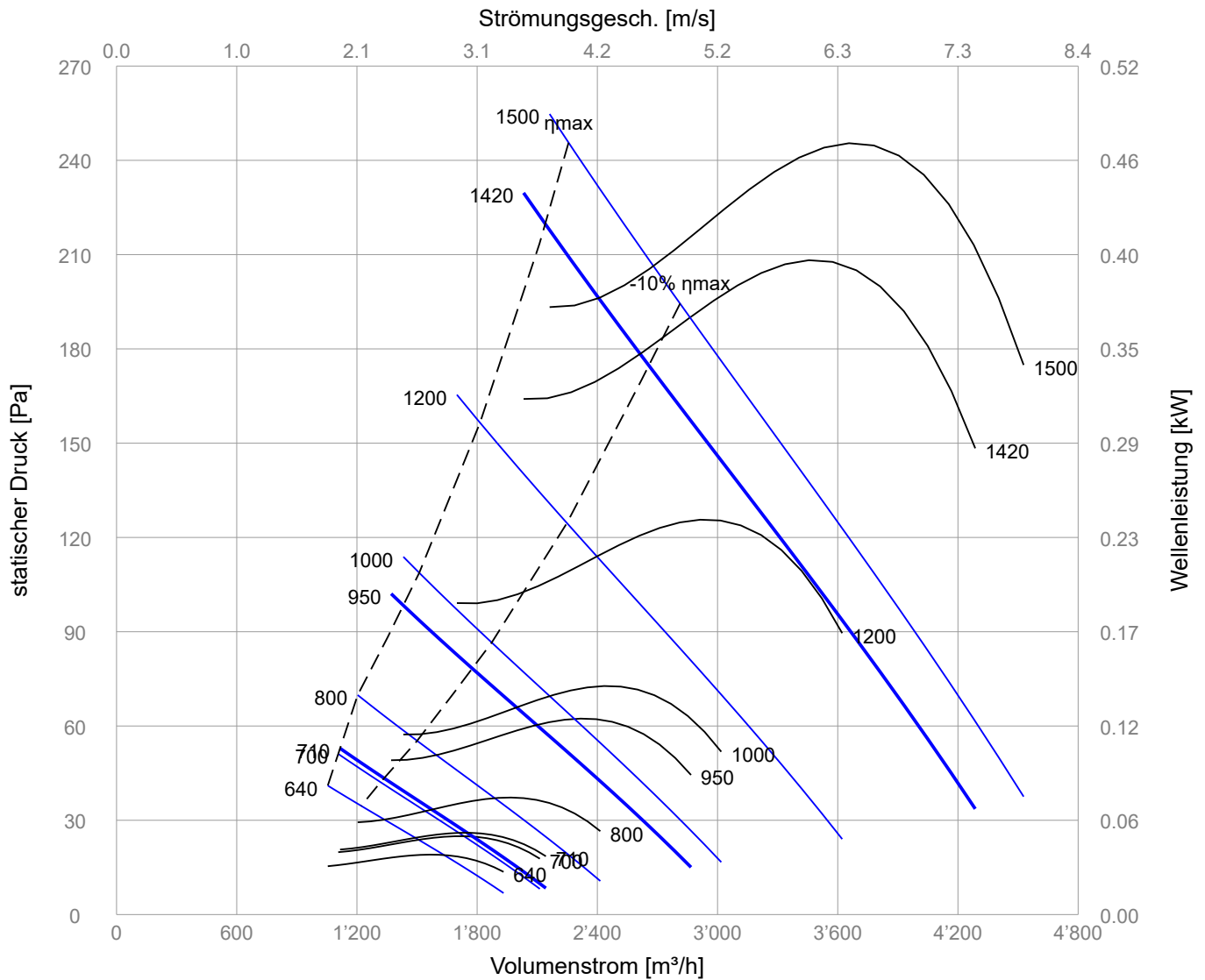
Schalleistungspegel LwA dB(A)		Schalldruckpegel LpA = LwA - 7 dB(A)								Dist. 1 m
ISO 5136.2										
n	LwA	Hz								
min ⁻¹	dB(A)	63	125	250	500	1000	2000	4000	8000	
2850	91	68	78	84	86	84	82	78	74	
1500	77	54	64	70	72	70	68	64	60	
1420	76	53	63	69	71	69	67	63	59	
950	68	45	55	61	63	61	59	55	51	
710	61	38	48	54	56	54	52	48	44	
640	59	36	46	52	54	52	50	46	42	





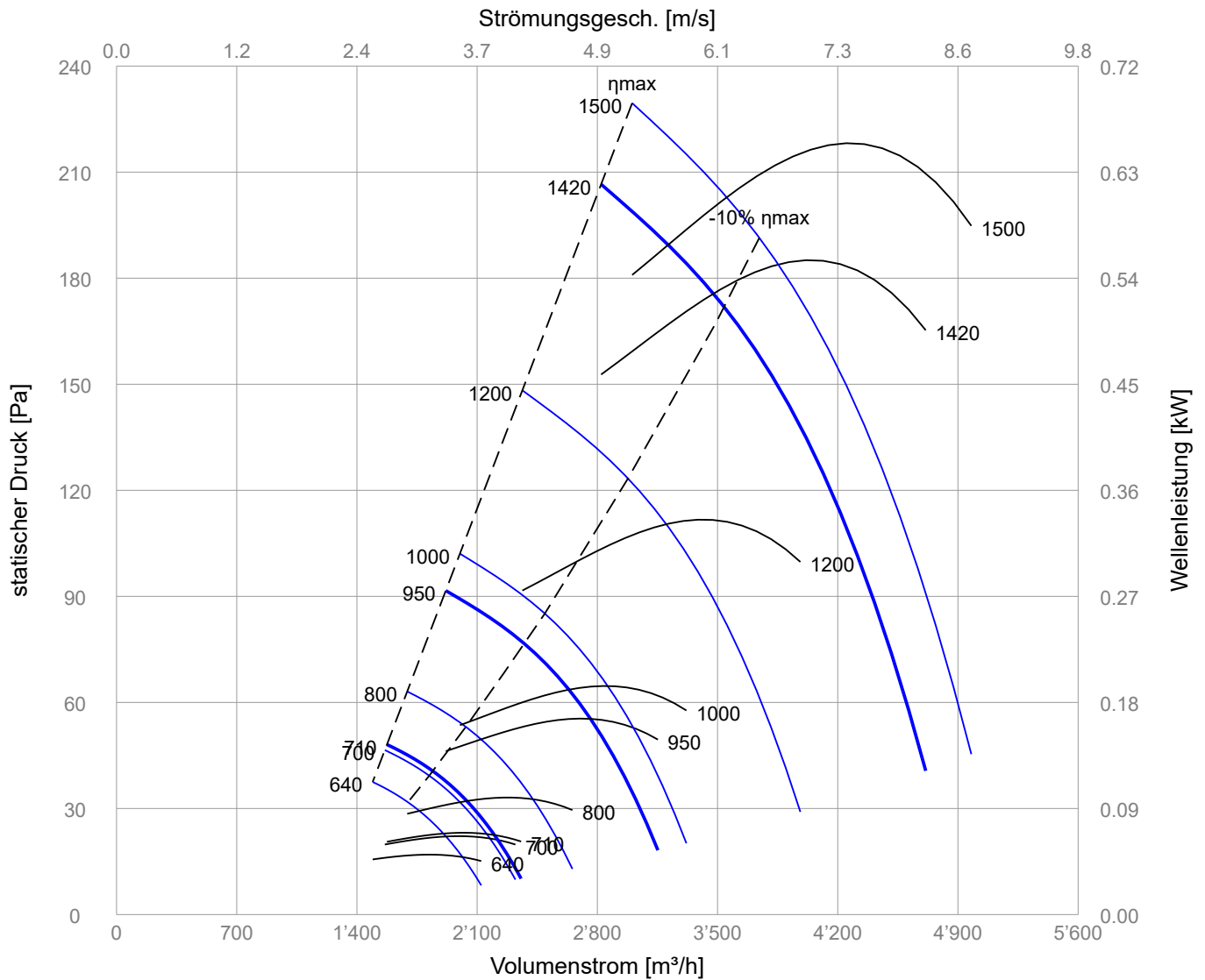
Schalleistungspegel L _{wA} dB(A)		Schalldruckpegel L _{pA} = L _{wA} - 7 dB(A)								Dist. 1 m
ISO 5136.2										
n	L _{wA}	Hz								
min ⁻¹	dB(A)	63	125	250	500	1000	2000	4000	8000	
2850	93	71	80	87	88	87	85	81	77	
1500	79	57	66	73	74	73	71	67	63	
1420	78	56	65	72	73	72	70	66	62	
950	70	48	57	64	65	64	62	58	54	
710	63	41	50	57	58	57	55	51	47	
640	61	39	48	55	56	55	53	49	45	





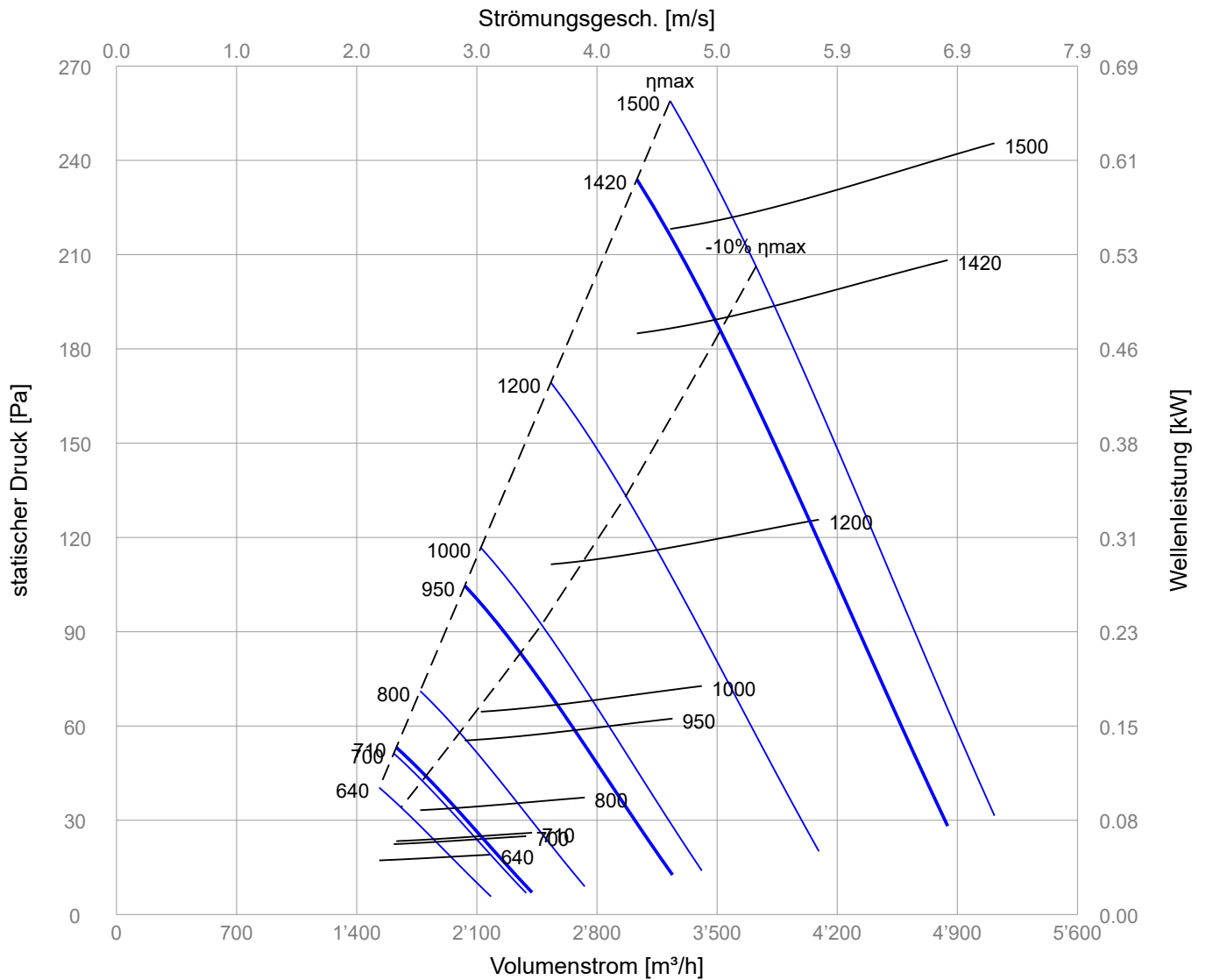
Schalleistungspegel L _{wA} dB(A)		Schalldruckpegel L _{pA} = L _{wA} - 7 dB(A)								Dist. 1 m
ISO 5136.2										
n	L _{wA}	Hz								
min ⁻¹	dB(A)	63	125	250	500	1000	2000	4000	8000	
2850	93	71	80	87	88	87	85	81	77	
1500	79	57	66	73	74	73	71	67	63	
1420	78	56	65	72	73	72	70	66	62	
950	70	48	57	64	65	64	62	58	54	
710	63	41	50	57	58	57	55	51	47	
640	61	39	48	55	56	55	53	49	45	





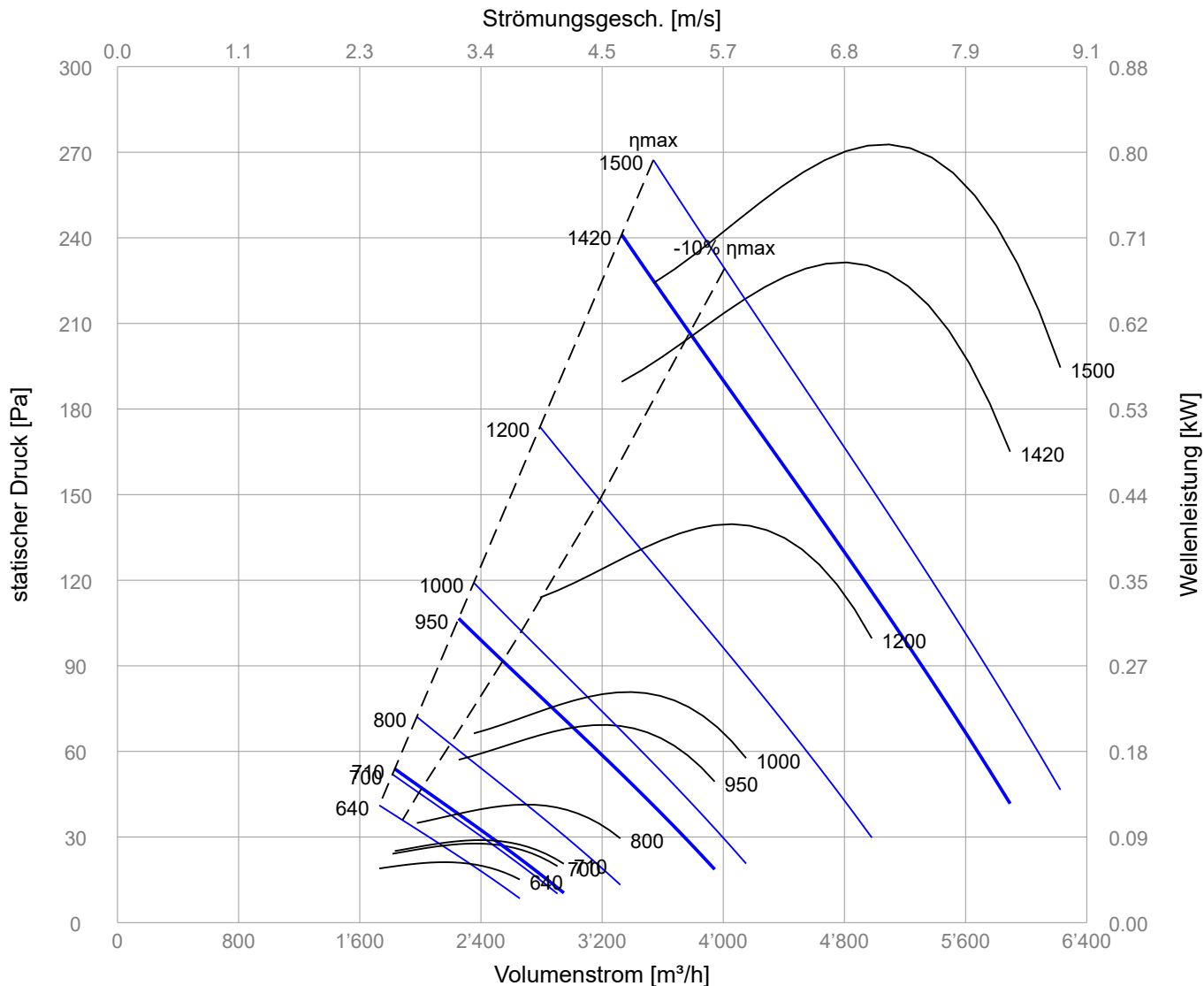
Schalleistungspegel LwA dB(A)		Schalldruckpegel LpA = LwA - 7 dB(A)								Dist. 1 m
ISO 5136.2										
n	LwA	Hz								
min ⁻¹	dB(A)	63	125	250	500	1000	2000	4000	8000	
2850	94	72	81	88	89	87	85	82	78	
1500	80	58	67	74	75	73	71	68	64	
1420	79	57	66	73	74	72	70	67	63	
950	71	49	58	65	66	64	62	59	55	
710	64	42	51	58	59	57	55	52	48	
640	62	40	49	56	57	55	53	50	46	





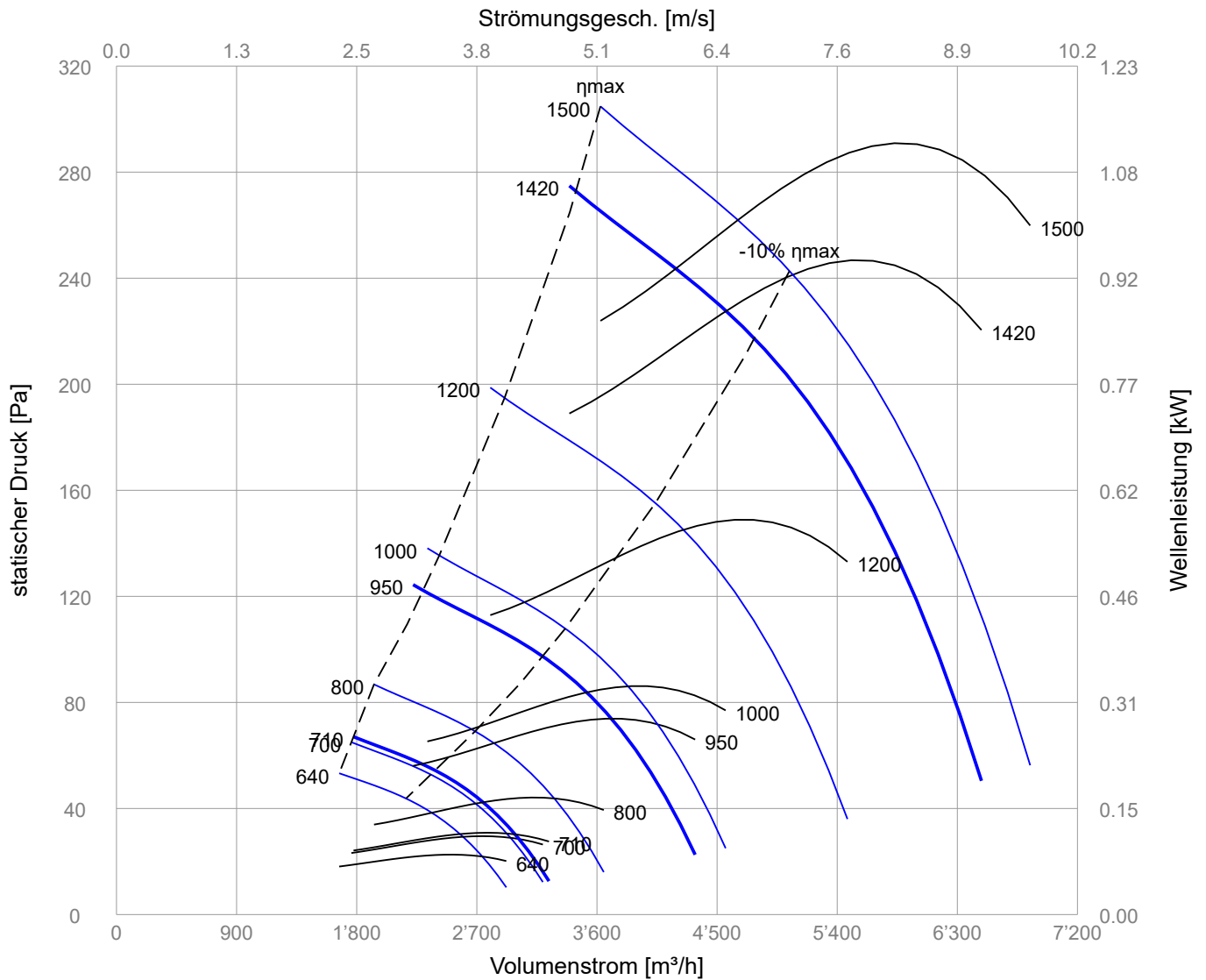
Schalleistungspegel LwA dB(A)		Schalldruckpegel LpA = LwA - 7 dB(A)								Dist. 1 m
ISO 5136.2										
n	LwA	Hz								
min ⁻¹	dB(A)	63	125	250	500	1000	2000	4000	8000	
2850	93	71	80	87	88	87	85	81	77	
1500	79	57	66	73	74	73	71	67	63	
1420	78	56	65	72	73	72	70	66	62	
950	70	48	57	64	65	64	62	58	54	
710	63	41	50	57	58	57	55	51	47	
640	61	39	48	55	56	55	53	49	45	





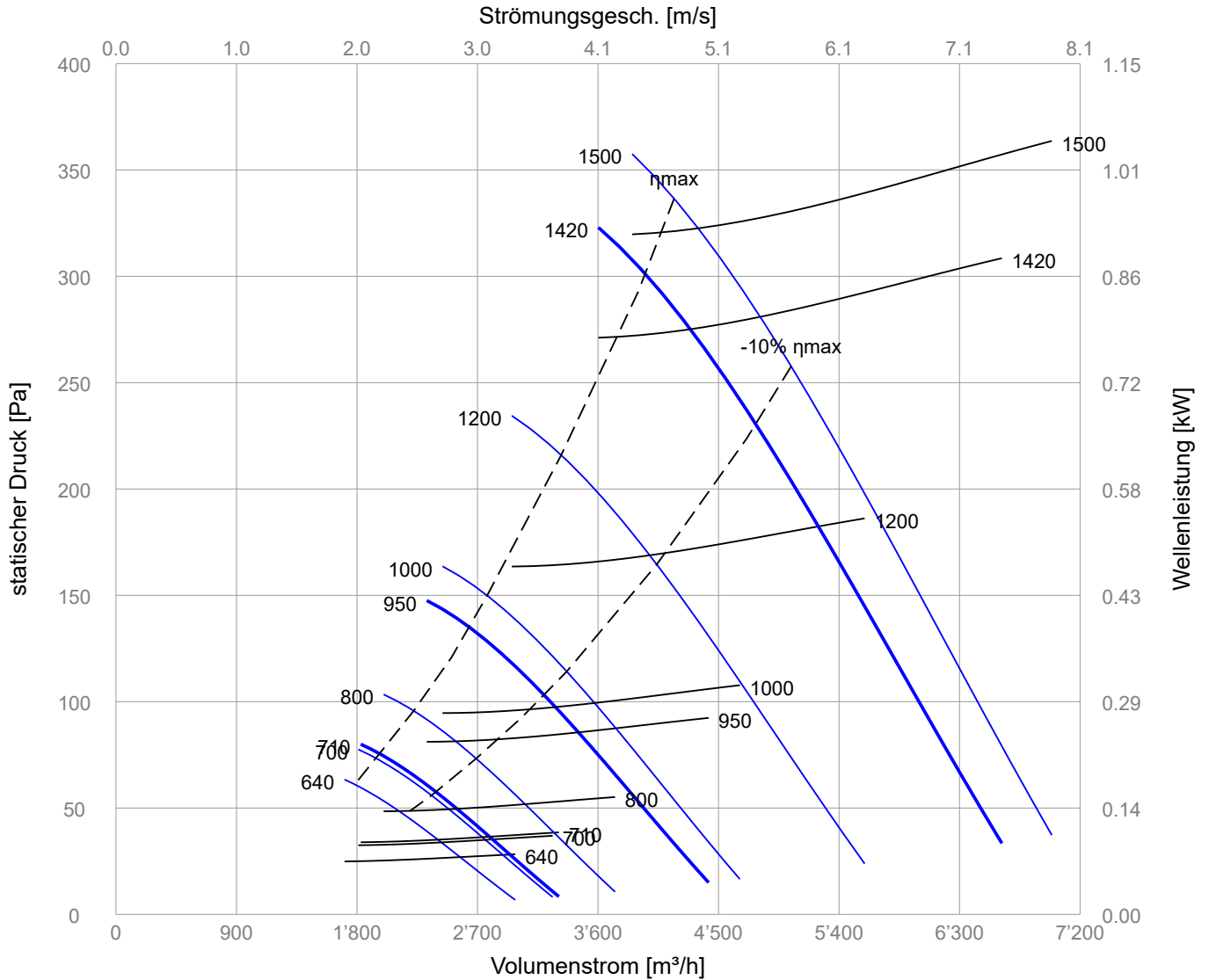
Schalleistungspegel L _{wA} dB(A)		Schalldruckpegel L _{pA} = L _{wA} - 7 dB(A)								Dist. 1 m
ISO 5136.2										
n	L _{wA}	Hz								
min ⁻¹	dB(A)	63	125	250	500	1000	2000	4000	8000	
2850	95	73	82	89	90	87	86	83	79	
1500	81	59	68	75	76	73	72	69	65	
1420	80	58	67	74	75	72	71	68	64	
950	72	50	59	66	67	64	63	60	56	
710	65	43	52	59	60	57	56	53	49	
640	63	41	50	57	58	55	54	51	47	





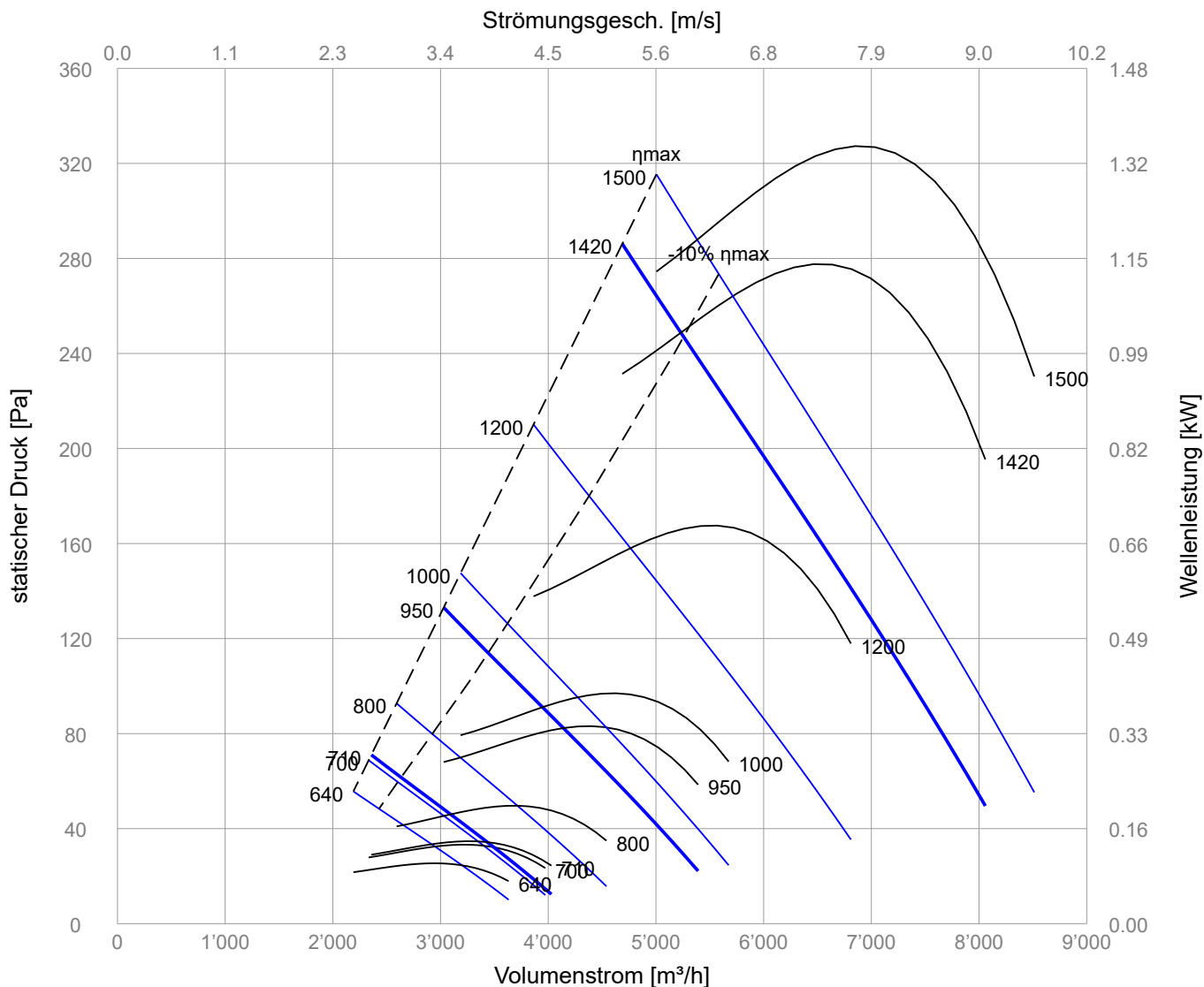
Schalleistungspegel LwA dB(A)		Schalldruckpegel LpA = LwA - 7 dB(A)								Dist. 1 m
ISO 5136.2										
n	LwA	Hz								
min ⁻¹	dB(A)	63	125	250	500	1000	2000	4000	8000	
2850	95	73	82	89	90	89	87	83	79	
1500	81	59	68	75	76	75	73	69	65	
1420	80	58	67	74	75	74	72	68	64	
950	72	50	59	66	67	66	64	60	56	
710	65	43	52	59	60	59	57	53	49	
640	63	41	50	57	58	57	55	51	47	





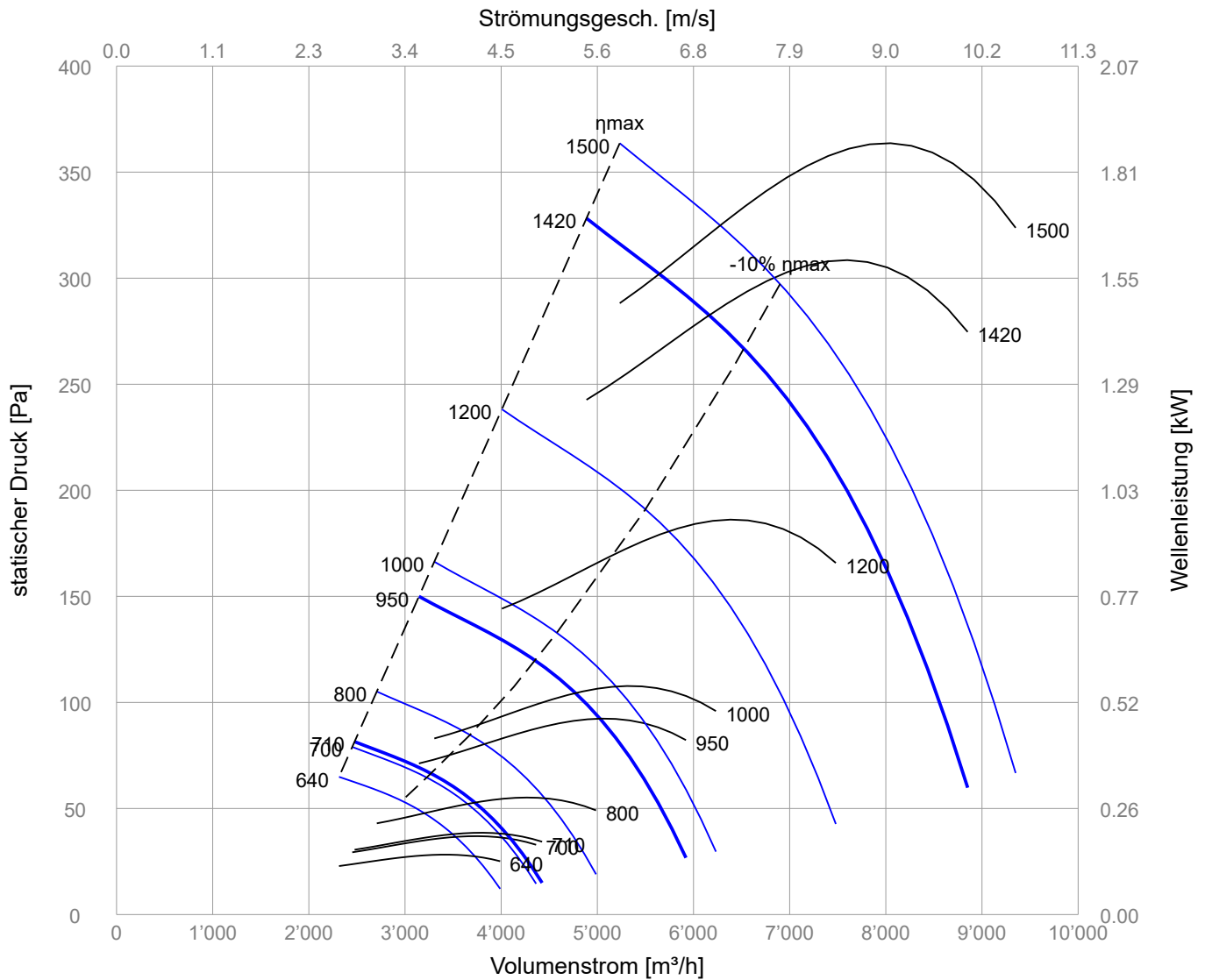
Schalleistungspegel LwA dB(A)		Schalldruckpegel LpA = LwA - 7 dB(A)								Dist. 1 m
ISO 5136.2										
n	LwA	Hz								
min ⁻¹	dB(A)	63	125	250	500	1000	2000	4000	8000	
2850	93	71	80	87	88	87	85	81	77	
1500	79	57	66	73	74	73	71	67	63	
1420	78	56	65	72	73	72	70	66	62	
950	70	48	57	64	65	64	62	58	54	
710	63	41	50	57	58	57	55	51	47	
640	61	39	48	55	56	55	53	49	45	





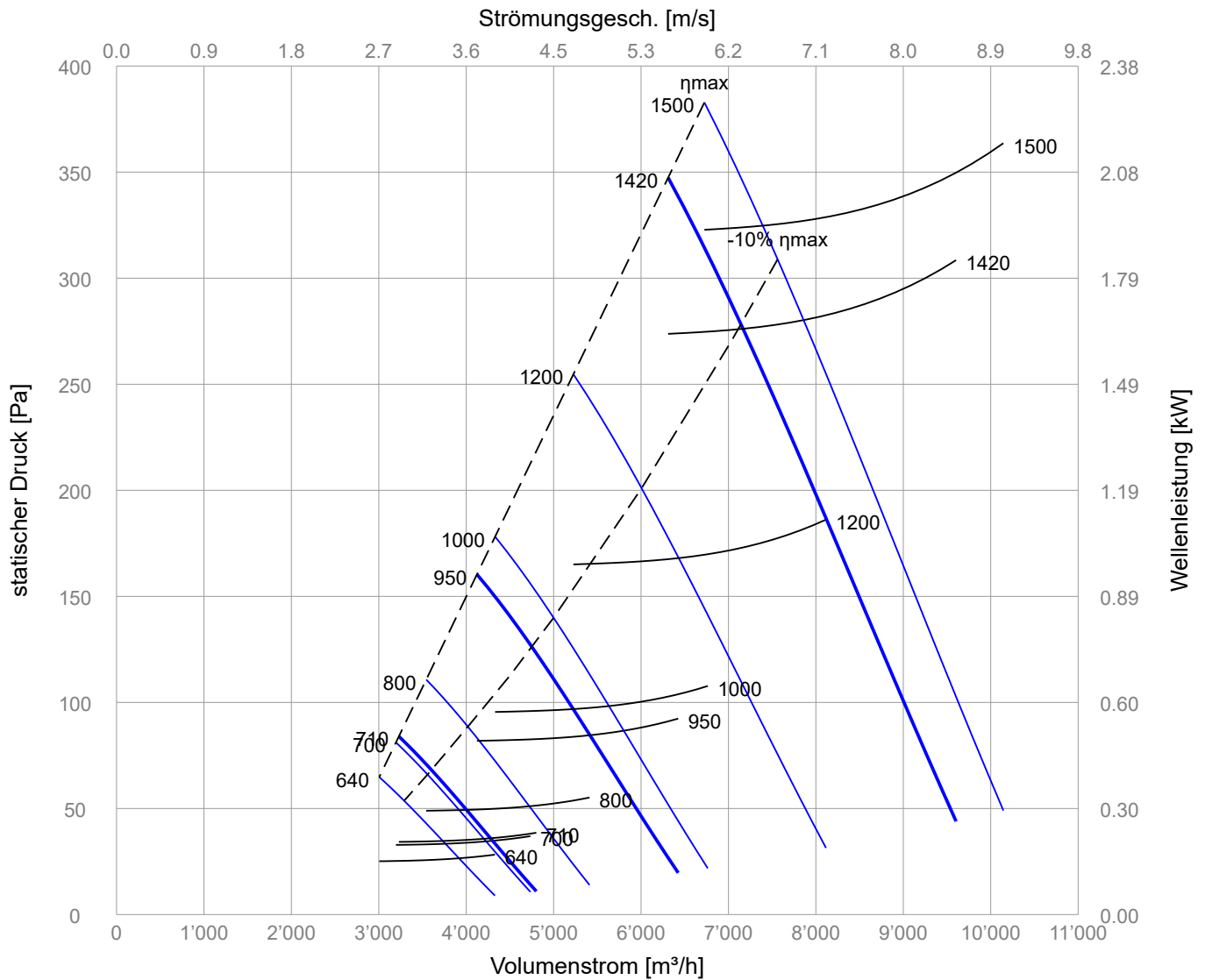
Schalleistungspegel LwA dB(A)		Schalldruckpegel LpA = LwA - 7 dB(A)								Dist. 1 m
ISO 5136.2										
n	LwA	Hz								
min ⁻¹	dB(A)	63	125	250	500	1000	2000	4000	8000	
2850	93	70	80	86	88	86	85	80	76	
1500	79	56	66	72	74	72	71	66	62	
1420	78	55	65	71	73	71	70	65	61	
950	70	47	57	63	65	63	62	57	53	
710	63	40	50	56	58	56	55	50	46	
640	61	38	48	54	56	54	53	48	44	



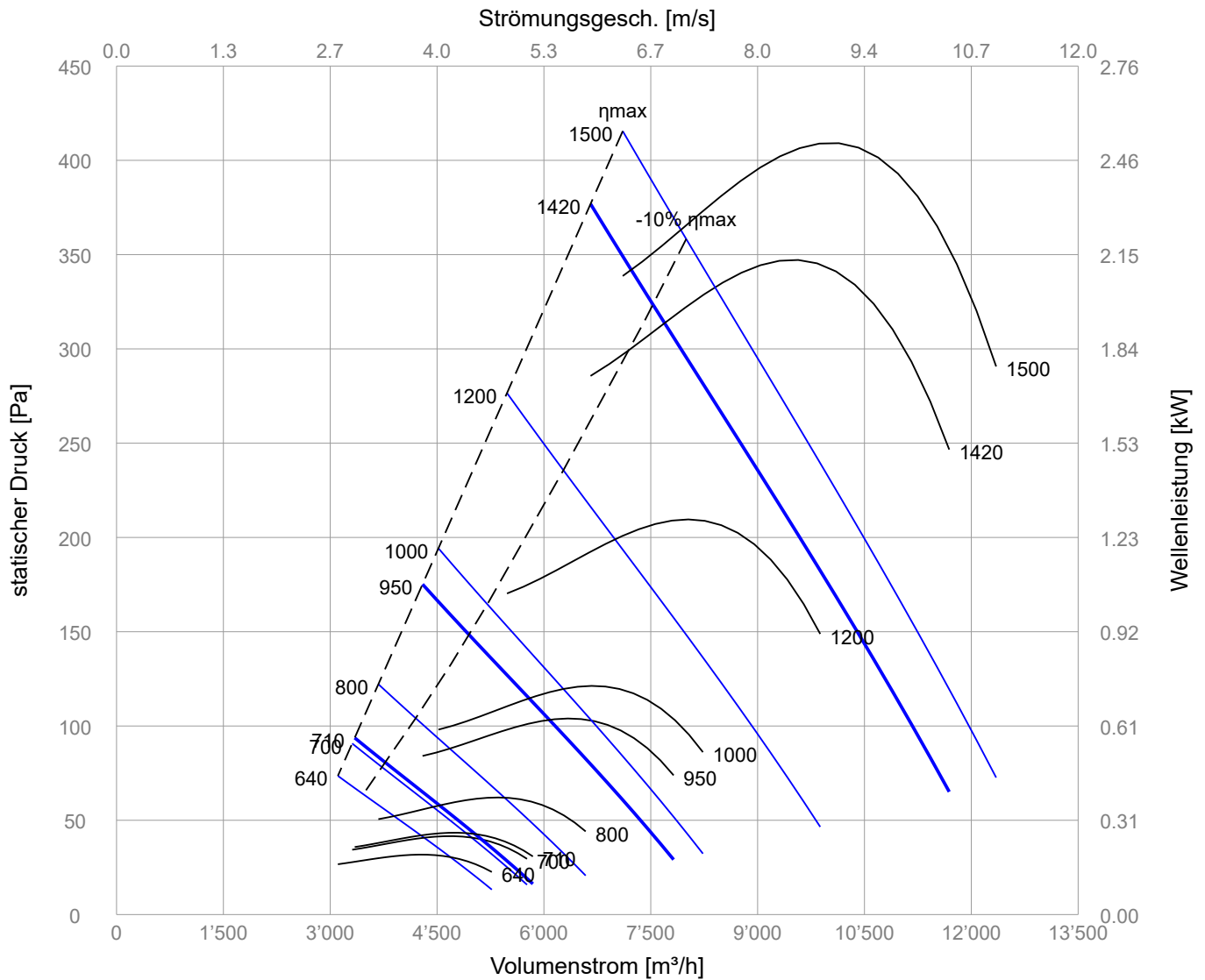


Schalleistungspegel LwA dB(A)		Schalldruckpegel LpA = LwA - 7 dB(A)								Dist. 1 m
ISO 5136.2										
n	LwA	Hz								
min ⁻¹	dB(A)	63	125	250	500	1000	2000	4000	8000	
2850	96	74	83	89	91	89	88	84	81	
1500	82	60	69	75	77	75	74	70	67	
1420	81	59	68	74	76	74	73	69	66	
950	73	51	60	66	68	66	65	61	58	
710	66	44	53	59	61	59	58	54	51	
640	64	42	51	57	59	57	56	52	49	



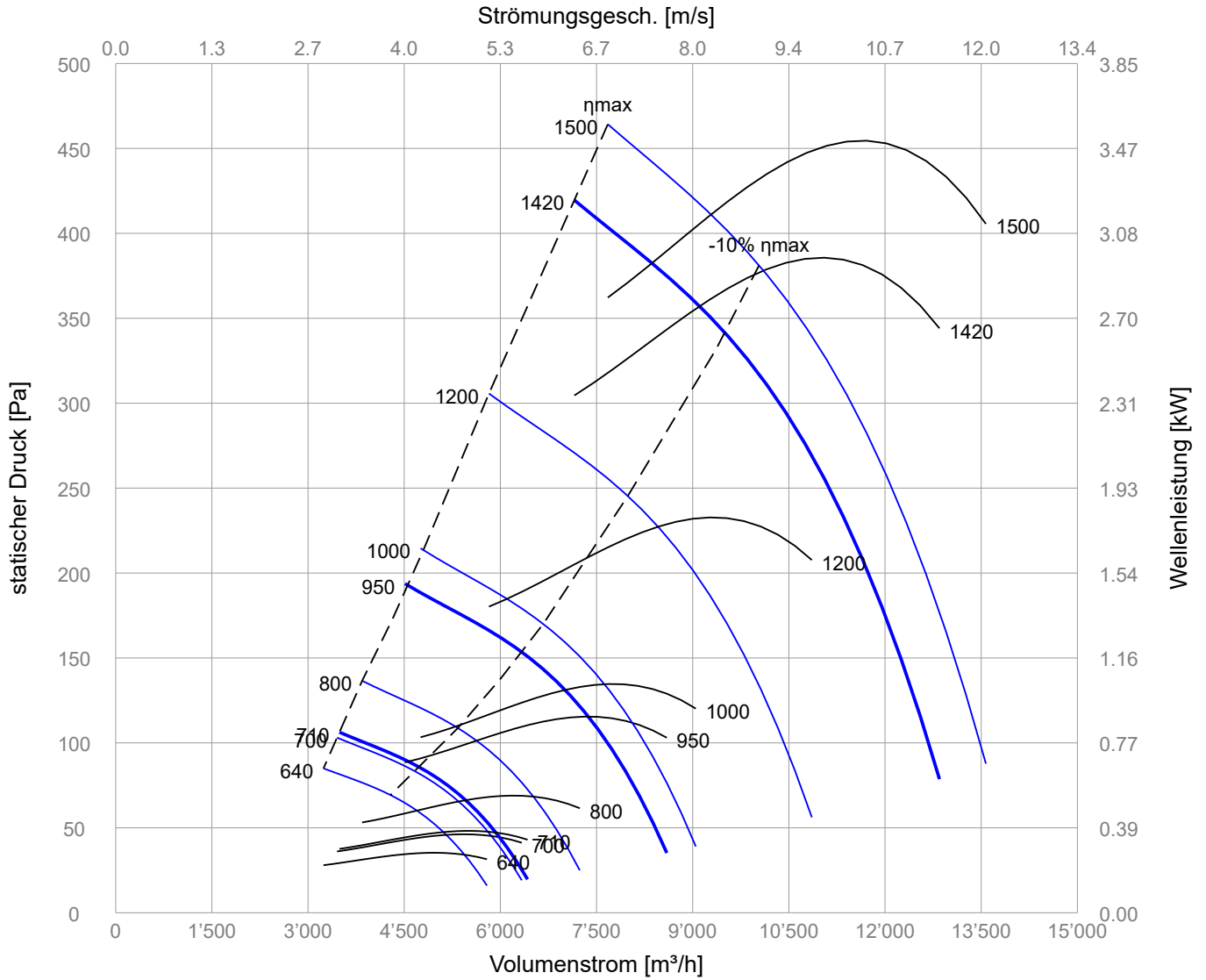


Schalleistungspegel LwA dB(A)		Schalldruckpegel LpA = LwA - 7 dB(A)								Dist. 1 m
ISO 5136.2										
n	LwA	Hz								
min ⁻¹	dB(A)	63	125	250	500	1000	2000	4000	8000	
2850	99	77	86	93	94	92	91	87	83	
1500	85	63	72	79	80	78	77	73	69	
1420	84	62	71	78	79	77	76	72	68	
950	76	54	63	70	71	69	68	64	60	
710	69	47	56	63	64	62	61	57	53	
640	67	45	54	61	62	60	59	55	51	



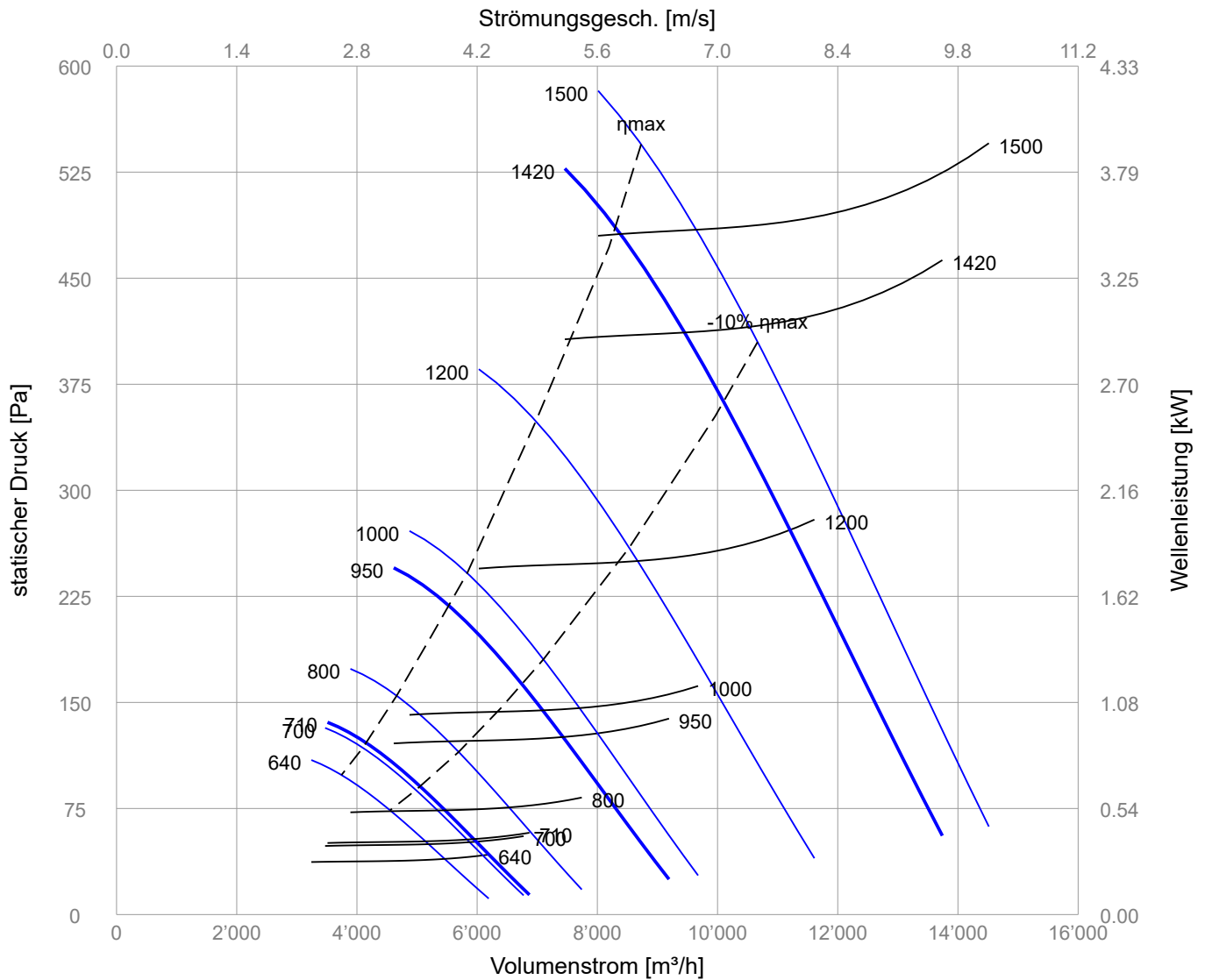
Schalleistungspegel LwA dB(A)		Schalldruckpegel LpA = LwA - 7 dB(A)								Dist. 1 m
ISO 5136.2										
n	LwA	Hz								
min ⁻¹	dB(A)	63	125	250	500	1000	2000	4000	8000	
2850	100	78	87	93	95	93	92	88	84	
1500	86	64	73	79	81	79	78	74	70	
1420	85	63	72	78	80	78	77	73	69	
950	77	55	64	70	72	70	69	65	61	
710	70	48	57	63	65	63	62	58	54	
640	68	46	55	61	63	61	60	56	52	





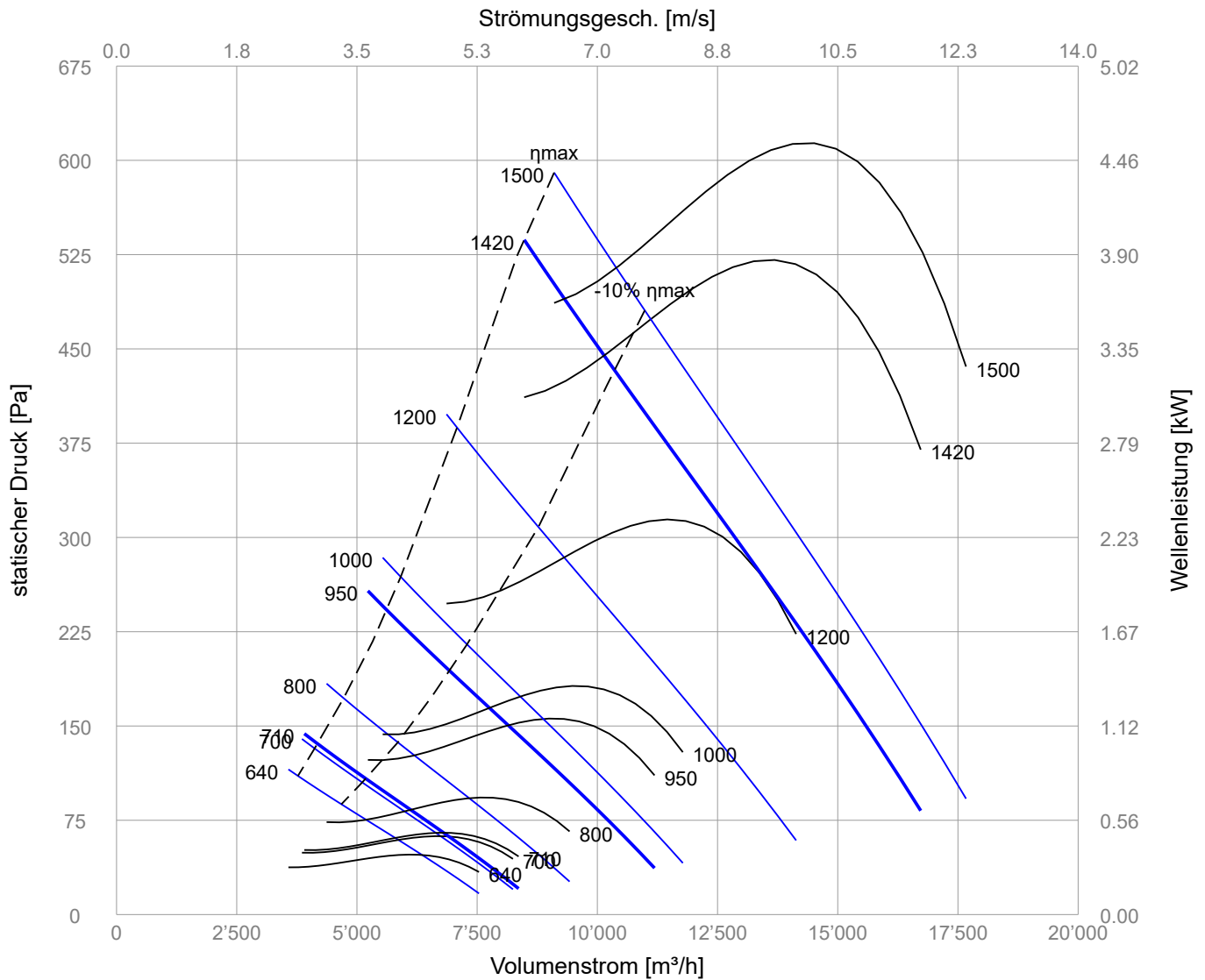
Schalleistungspegel LwA dB(A)		Schalldruckpegel LpA = LwA - 7 dB(A)								Dist. 1 m
ISO 5136.2										
n	LwA	Hz								
min ⁻¹	dB(A)	63	125	250	500	1000	2000	4000	8000	
2850	101	79	88	95	96	95	93	89	85	
1500	87	65	74	81	82	81	79	75	71	
1420	86	64	73	80	81	80	78	74	70	
950	78	56	65	72	73	72	70	66	62	
710	71	49	58	65	66	65	63	59	55	
640	69	47	56	63	64	63	61	57	53	





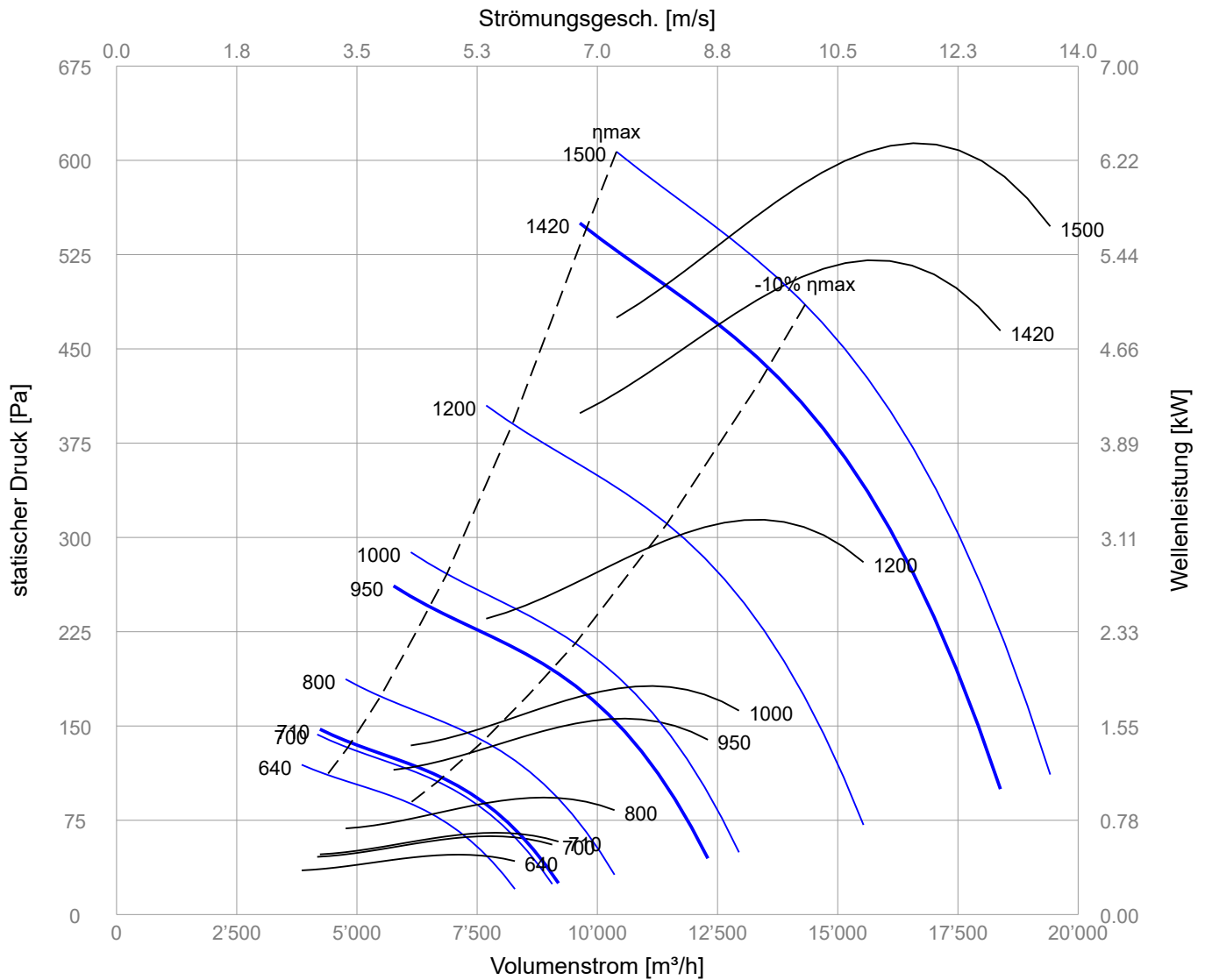
Schalleistungspegel LwA dB(A)		Schalldruckpegel LpA = LwA - 7 dB(A)								Dist. 1 m
ISO 5136.2										
n	LwA	Hz								
min ⁻¹	dB(A)	63	125	250	500	1000	2000	4000	8000	
2850	97	75	84	91	92	91	89	85	81	
1500	83	61	70	77	78	77	75	71	67	
1420	82	60	69	76	77	76	74	70	66	
950	74	52	61	68	69	68	66	62	58	
710	67	45	54	61	62	61	59	55	51	
640	65	43	52	59	60	59	57	53	49	





Schalleistungspegel LwA dB(A)		Schalldruckpegel LpA = LwA - 7 dB(A)								Dist. 1 m
ISO 5136.2										
n	LwA	Hz								
min ⁻¹	dB(A)	63	125	250	500	1000	2000	4000	8000	
2850	100	77	87	93	95	93	91	88	83	
1500	86	63	73	79	81	79	77	74	69	
1420	85	62	72	78	80	78	76	73	68	
950	77	54	64	70	72	70	68	65	60	
710	70	47	57	63	65	63	61	58	53	
640	68	45	55	61	63	61	59	56	51	





Schalleistungspegel L _{wA} dB(A)		Schalldruckpegel L _{pA} = L _{wA} - 7 dB(A)								Dist. 1 m
ISO 5136.2										
n	L _{wA}	Hz								
min ⁻¹	dB(A)	63	125	250	500	1000	2000	4000	8000	
2850	101	79	88	95	96	95	93	89	85	
1500	87	65	74	81	82	81	79	75	71	
1420	86	64	73	80	81	80	78	74	70	
950	78	56	65	72	73	72	70	66	62	
710	71	49	58	65	66	65	63	59	55	
640	69	47	56	63	64	63	61	57	53	

